



LAMPIRAN

Lampiran 1 Surat Ijin Penelitian

**KEMENTERIAN KESEHATAN RI**
BADAN PENGEMBANGAN DAN PEMBERDAYAAN SUMBER DAYA MANUSIA KESEHATAN
POLITEKNIK KESEHATAN KEMENKES MALANG
- Kampus Utama : Jalan Besar Ijm No. 77 C Malang 65112, Telepon (0341) 596075, 571388 Fax (0341) 556746
- Kampus I : Jalan Srikoyo No. 106 Jember, Telepon (0331) 488613
- Kampus II : Jalan Ahmad Yani Sumberponong Lirawang, Telepon (0341) 427847
- Kampus III : Jalan Dr. Soetomo No. 48 Bilal, Telepon (0342) 801943
- Kampus IV : Jalan KH. Wahid Hasyim No. 64 B Kediri, Telepon (0354) 773085
Website: <http://www.poltekkes-malang.ac.id> E-mail: direktorat@poltekkes-malang.ac.id



Nomor : PP.08.02/6.0/ 1753 /2018
Lampiran : -
Hal : Surat Ijin Penelitian Malang, 16 November 2018

Kepada
Yth. Walikota Pasuruan
Cq. Kepala Badan Kesatuan Bangsa dan Politik Kota Pasuruan
Di
Tempat

Schubungan dengan penyusunan Laporan Tugas Akhir Mahasiswa Semester V Prodi D-III Perekam Medis dan Informasi Kesehatan Poltekkes Kemenkes Malang TA. 2018/2019, maka bersama ini kami harapkan Bapak/Ibu berkenan untuk memberikan ijin kepada mahasiswa atas nama :

Nama : Chelena Quinta Putri Kresna
NIM : 1604000090


Untuk melakukan penelitian di RSUD. Dr. Soedarsono dengan Topik / Judul : *Penggunaan Pocket Guide Kodefikasi Penyakit Gigi Terhadap Keakuratan Kode Diagnosis Penyakit Gigi di RSUD. Dr. Soedarsono Kota Pasuruan.*

Pada : 3 Desember 2018.

Adapun data yang akan diambil adalah sebagai berikut :

1. Profil rumah sakit;
2. Data morbid gigi 3 tahun terakhir;
3. Rekam medis gigi bulan November.




Demikian surat ini kami buat. Atas perhatian dan kerjasamanya disampaikan terima kasih.

Ketua
Jurusan Kesehatan Terapan

Dinayah Kholidah, SST, SGz, MPH
197509211997032001

Tembusan Disampaikan Kepada :

1. Ka. Dinas Kesehatan Kota Pasuruan
2. Direktur RSUD. Dr. Soedarsono
3. Ka. Rekam Medis RSUD. Dr. Soedarsono
4. Arsip

Lampiran 2 Surat Ijin Penelitian Rumah Sakit

| | | |
|--|---|---|
|  | PEMERINTAH KOTA PASURUAN RUMAH SAKIT UMUM DAERAH dr. R. SOEDARSONO Jl. Dr. Wahidin Sudiro Husodo No. 1 – 4 Pasuruan Telepon (0343) 421073 – 421079 Email : rsud@pasuruankota.go.id |  |
| NOTA – DINAS | | |
| Kepada : Dari : Tanggal : Nomor : Sifat : Lampiran : Hal : | : 1. Kepala Rekam Medis : Bidang Pengembangan dan Pengaduan : 03 Desember 2018 : 071/2521.2/423.600.03/2018 : Segera : 1 lembar : Pengantar Penelitian Mahasiswa | |
| <hr/> | | |
| <p>Sesuai dengan Undang-Undang Republik Indonesia Nomor 44 Tahun 2009 tentang Rumah Sakit dan mengacu pada Peraturan Walikota Nomor 73 Tahun 2011 tentang Tugas Pokok dan Fungsi RSUD dr. R. Soedarsono Kota Pasuruan yaitu pelayanan penelitian, pengembangan serta penapisan teknologi bidang kesehatan.</p> <p>Berdasarkan hal tersebut, kami mohon kepada Bapak/Ibu untuk dapat memfasilitasi Mahasiswa/i untuk melakukan "Penelitian" atas nama:</p> | | |
| Nama : Jurusan : Universitas : Judul Penelitian : Waktu : | : CHELENA QUINTA PUTRI KRESNA : D3 – Perekam Medis dan Informasi Kesehatan : Politeknik Kesehatan Kemenkes Malang : " Penggunaan <i>Pocket Guide</i> Kodefikasi Penyakit Gigi Terhadap Keakuratan Kode Diagnosis Penyakit Gigi di RSUD dr. R. Soedarsono Kota Pasuruan " : 03 Desember – 29 Desember 2018 | |
| <p>Demikian atas perhatian dan Kerjasamanya, disampaikan terima kasih.</p> | | |
| <p>Kabid. Pengembangan dan Pengaduan RSUD dr. R. Soedarsono Kota Pasuruan</p>  <p><u>ERNA EKA AGUSTINA H., S.Kep. NS, M.Mkes</u> NIP. 19700802 199503 2 002</p> | | |
| <p>Tembusan :</p> <ol style="list-style-type: none">1. Direktur RSUD dr. R. Soedarsono Kota Pasuruan (sebagai laporan)2. Kepala Bidang Pelayanan3. Kepala Instalasi Rekam Medis4. Kepala Instalasi Rawat Jalan | | |

Lampiran 3 Surat Permohonan Validasi Diagnosis

SURAT PERMOHONAN VALIDASI

Yth. drg. Mei Yuniarti

Dokter Gigi RSUD dr. R. Soedarsono Kota Pasuruan

Dengan hormat,

Saya yang bertanda tangan dibawah ini :

Nama : Chelena Quinta Putri Kresna

NIM : 1604000090

Semester : VI (enam)

Program Study : D-III Perekam Medis dan Informasi Kesehatan

Jurusan : Jurusan Kesehatan Terapan

Dengan ini saya mengajukan permohonan kepada drg. Mei Yuniarti untuk dapat menjadi validator produk tugas akhir saya yang berjudul “Penggunaan *Pocket Guide* kodefikasi penyakit gigi terhadap keakuratan kode diagnosis penyakit gigi di RSUD dr. R. Soedarsono Kota Pasuruan”. Adapun hasil validasi tersebut akan saya pergunakan untuk menunjang tugas akhir saya di Politeknik Kesehatan Kemenkes Malang.

Demikian surat permohonan saya,atas perhatian dan bantuan bapak saya mengucapkan terima kasih.

Pasuruan, 28 januari 2019

Pemohon



Chelena Quinta Putri Kresna
NIM. 1604000090

Lampiran 4 Surat Permohonan Validasi Koding

SURAT PERMOHONAN

Yth. Bapak Firstanto Agung P, A.Md Per.Kes., SKM

Petugas Verifikasi Coding di Rumah Sakit Dr.Saiful Anwar Malang

Dengan hormat,

Saya yang bertanda tangan dibawah ini :

Nama : Chelena Quinta Putri Kresna

NIM : 1604000090

Semester : VI (enam)

Program Study : D-III Perkam Medis dan Informasi Kesehatan

Jurusan : Jurusan Kesehatan Terapan

Dengan ini saya mengajukan permohonan kepada Bapak untuk dapat menjadi validator produk tugas akhir saya yang berjudul “Penggunaan *Pocket Guide* kodefikasi penyakit gigi terhadap keakuratan kode diagnosis penyakit gigi di RSUD dr. R. Soedarsono Kota Pasuruan“. Adapun hasil validasi tersebut akan saya pergunakan untuk menunjang tugas akhir saya di Politeknik Kesehatan Kemenkes Malang.

Demikian surat permohonan saya, atas perhatian dan bantuan bapak saya mengucapkan terima kasih.

Malang, 1 Februari 2019

Pemohon



Chelena Quinta Putri Kresna
NIM. 1604000090

Lampiran 5 Keseluruhan Diagnosis Penyakit Gigi

Usulan keseluruhan diagnosis penyakit gigi di RSUD dr. R. Soedarsono Kota Pasuruan


| NO | DIAGNOSIS |
|----|--|
| 1 | Embdded Teeth |
| 2 | Impcted Teeth |
| 3 | Cares limited to enamel |
| 4 | Caies of dentine |
| 5 | Dntal Caries, Unspecified |
| 6 | Pulpitis |
| 7 | Necrosis Of Pulp |
| 8 | Pulp Degeneration |
| 9 | Chronic Apical Peridontitis |
| 10 | Periapical abscess with sinus |
| 11 | Periapical abscess without sinus |
| 12 | Acute Gingivitis |
| 13 | Chronic Gingivitis |
| 14 | Acute Periodontitis |
| 15 | Chronic periodontitis |
| 16 | Other Specified Disorders of Gingiva and Edentulous alveolar ridge |
| 17 | Anomalies of dental arch relationship |
| 18 | Loss of teeth accident extraction or local periodontal disease |
| 19 | Inflammatory Conditions Of Jaws |
| 20 | Alveolitis of jaws |
| 21 | Athropy Of Salivary Gland |
| 22 | Mucocele Of Salivary Gland |
| 23 | Recurrent oral aphthae |
| 24 | Other Froms Of Stomatitis |
| 25 | Cellulitis and Abscess Of Mouth |
| 26 | Other and Unspecified Lesions Of Oral Mucosa |
| 27 | Hypertrophy Of Tongue Papillae |
| 28 | Plicated Of Tongue |
| 29 | Occupational health examination |
| 30 | Haemangioma, any site |
| 31 | Fracture of mandible |
| 32 | Benign neoplasm, lip |

| NO | DIAGNOSIS |
|----|--|
| 33 | Acute maxillary sinusitis |
| 34 | Fistula kongenital atau lubang bibir |
| 35 | Fracture of mandible, closed |
| 36 | Dental examination |
| 37 | Neoplasm of uncertain or unknown behaviour of lip, oral cavity and pharynx |

Dari 37 diagnosis penyakit gigi diatas telah divalidasi oleh dokter gigi Mei Yuniarti sebagai penanggung jawab penelitian di RSUD dr. R. Soedarsono Kota Pasuruan

Pasuruan, 8 Februari 2019

Mengetahui



drg. Mei Yuniarti

NIP. 19780601 200904 2 001

Lampiran 6 Daftar Kode Diagnosis Penyakit Gigi

Daftar kode diagnosis penyakit gigi di RSUD dr. R. Soedarsono Kota Pasuruan

| NO | DIAGNOSIS | KODE |
|-----------|--|-------------|
| 1 | Embedded Teeth | K01.0 |
| 2 | Impacted Teeth | K01.1 |
| 3 | Caries limited to enamel | K02.0 |
| 4 | Caries of dentine | K02.1 |
| 5 | Dental Caries, Unspecified | K02.9 |
| 6 | Pulpitis | K04.0 |
| 7 | Necrosis Of Pulp | K04.1 |
| 8 | Pulp Degeneration | K04.2 |
| 9 | Chronic Apical Peridontitis | K04.5 |
| 10 | Periapical abscess with sinus | K04.6 |
| 11 | Periapical abscess without sinus | K04.7 |
| 12 | Acute Gingivitis | K05.0 |
| 13 | Chronic Gingivitis | K05.1 |
| 14 | Acute Periodontitis | K05.2 |
| 15 | Chronic periodontitis | K05.3 |
| 16 | Other Specified Disorders of Gingiva and Edentulous alveolar ridge | K06.8 |
| 17 | Anomalies of dental arch relationship | K07.2 |
| 18 | Loss of teeth accident extraction or local periodontal disease | K08.1 |
| 19 | Inflammatory Conditions Of Jaws | K10.2 |
| 20 | Alveolitis of jaws | K10.3 |
| 21 | Athropy Of Salivary Gland | K11.0 |
| 22 | Mucocele Of Salivary Gland | K11.6 |
| 23 | Recurrent oral aphthae | K12.0 |
| 24 | Other Forms Of Stomatitis | K12.1 |
| 25 | Cellulitis and Abscess Of Mouth | K12.2 |
| 26 | Other and Unspecified Lesions Of Oral Mucosa | K13.7 |
| 27 | Hypertrophy Of Tongue Papillae | K14.3 |
| 28 | Plicated Of Tongue | K14.5 |
| 29 | Occupational health examination | Z10.0 |
| 30 | Haemangioma, any site | D18.0 |
| 31 | Fracture of mandible | S02.6 |
| 32 | Benign neoplasm, lip | D10.0 |

| NO | DIAGNOSIS | KODE |
|-----------|--|-------------|
| 33 | Acute maxillary sinusitis | J01.0 |
| 34 | Fistula kongenital atau lubang bibir | Q35.9 |
| 35 | Fracture of mandible, closed | S02.60 |
| 36 | Dental examination | Z01.2 |
| 37 | Neoplasm of uncertain or unknown behaviour of lip, oral cavity and pharynx | D37.0 |

Dari 37 kode diagnosis diatas telah divalidasi oleh Bapak Firstanto Agung P, A.Md. Per.Kes., SKM selaku petugas koding di RSUD Dr. Saiful Anwar Malang

Malang, 8 Februari 2019



Firstanto Agung P, A.Md. Per.Kes., SKM

Lampiran 7 Informed Consent

LEMBAR PERSETUJUAN RESPONDENT
(INFORMED CONSENT)

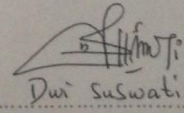
Saya yang bertanda tangan dibawah ini :

Nama : Dwi Suswati
Usia : 48 th.
Jenis Kelamin : Perempuan
Pendidikan : D III (Jurusan Gigi) Perawat Gigi
Masa kerja : 28 th.

Setelah mendapatkan penjelasan dari tujuan penelitian, saya menyatakan untuk berpartisipasi dan menjadi informan dalam penelitian yang dilakukan oleh Chelena Quinta Putri Kresna, mahasiswa prodi D III Perkam Medis dan Informasi Kesehatan Politeknik Kesehatan Kemenkes Malang dengan judul penelitian "Penggunaan *Pocket Guide* Kodefikasi Penyakit Gigi Terhadap Keakuratan Kode Diagnosis Penyakit Gigi Di RSUD dr. R. Soedarsono Kota Pasuruan".

Demikian persetujuan ini saya tanda tangani dengan sukarela tanpa paksaan dan untuk dapat digunakan sebagaimana mestinya.

Pasuruan, 26 Februari 2019
Yang memberi pernyataan


Dwi suswati

Lampiran 8 Informed Consent

LEMBAR PERSETUJUAN RESPONDENT
(INFORMED CONSENT)

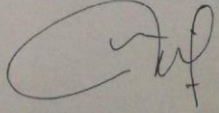
Saya yang bertanda tangan dibawah ini :

Nama : MOhammad arif budiyanto
Usia : 32
Jenis Kelamin : laki-laki
Pendidikan : D-III Kesehatan gigi ()
Masa kerja : 9 th.

Setelah mendapatkan penjelasan dari tujuan penelitian, saya menyatakan untuk berpartisipasi dan menjadi informan dalam penelitian yang dilakukan oleh Chelena Quinta Putri Kresna, mahasiswa prodi D III Perkam Medis dan Informasi Kesehatan Politeknik Kesehatan Kemenkes Malang dengan judul penelitian "Penggunaan *Pocket Guide* Kodefikasi Penyakit Gigi Terhadap Keakuratan Kode Diagnosis Penyakit Gigi Di RSUD dr. R. Soedarsono Kota Pasuruan".

Demikian persetujuan ini saya tanda tangani dengan sukarela tanpa paksaan dan untuk dapat digunakan sebagaimana mestinya.

Pasuruan, 26 Februari 2019
Yang memberi pernyataan


Moch ARF Budiyanto
NIP : 19870221 20001 1007

Lampiran 9 Checklist Validasi Kodefikasi Penyakit Gigi Sebelum Penggunaan
Pocket Guide Kodefikasi Diagnosis Penyakit Gigi

Checklist validasi kode diagnosis pnyakit gigi sebelum penggunaan *Pocket Guide*

| NO | No. RM | Diagnosis | Kode | Keakuratan | | Nilai Keakuratan | Ket. |
|----|-----------|-------------------------------------|-------|------------|-------|---------------------|-------|
| | | | | Benar | Salah | | |
| 1 | 386 | Necrosis Of Pulp | K04.1 | √ | | 1 | |
| 2 | 257 | Necrosis Of Pulp | K04.1 | √ | | 1 | |
| 3 | 683 | Impacted Teeth | K04.1 | | √ | 0 | K01.1 |
| 4 | 162 | Necrosis Of Pulp | K04.1 | √ | | 1 | |
| 5 | 362 | Impacted Teeth | K04.1 | | √ | 0 | K01.1 |
| 6 | 709 | Necrosis Of Pulp | K04.1 | √ | | 1 | |
| 7 | 915 | Gingivitis Chronic | K05.0 | | √ | 0 | K05.1 |
| 8 | 902 | Necrosis Of Pulp | K04.1 | √ | | 1 | |
| 9 | 680 | Recurrent Oral Aphthae | K12.0 | √ | | 1 | |
| 10 | 184 | Necrosis Of Pulp | K04.1 | √ | | 1 | |
| 11 | 614 | Acute Gingivitis | K05.0 | √ | | 1 | |
| 12 | 671 | Dental Caries | K02 | | √ | 0 | K02.9 |
| 13 | 365 | Caries Of Dentine | K02.1 | √ | | 1 | |
| 14 | 184 | Gingivitis Chronic | K05.0 | | √ | 0 | K05.1 |
| 15 | 223 | Caries Of Dentine | K02.1 | √ | | 1 | |
| 16 | 329 | Impacted Teeth | K04.1 | | √ | 0 | K01.1 |
| 17 | 611 | Impacted Teeth | K04.1 | | √ | 0 | K01.1 |
| 18 | 777 | Necrosis Of Pulp | K04.1 | √ | | 1 | |
| 19 | 111 | Recurrent Oral Aphthae | K12.0 | √ | | 1 | |
| 20 | 762 | Cellulitis And Abscess Of Mouth | K12.2 | √ | | 1 | |
| 21 | 490 | Necrosis Of Pulp | K04.1 | √ | | 1 | |
| 22 | 426 | Dental Caries | K02 | | √ | 0 | K02.9 |
| 23 | 174 | Gingivitis Chronic | K05.0 | | √ | 0 | K05.1 |
| 24 | 288 | Recurrent Oral Aphthae | K12.0 | √ | | 1 | |
| 25 | 845 | Dental Caries | K02 | | √ | 0 | K02.9 |
| 26 | 393 | Dental Caries | K02 | | √ | 0 | K02.9 |
| 27 | 108 | Pulpitis | K04.1 | | √ | 0 | K04.0 |
| 28 | 803 | Dental Caries | K02 | | √ | 0 | K02.9 |
| 29 | 137 | Pulpitis | K04.1 | | √ | 0 | K04.0 |
| 30 | 268 | Dental Caries | K02 | | √ | 0 | K02.9 |
| 31 | 274 | Dental Caries | K02 | | √ | 0 | K02.9 |
| 32 | 276 | Recurrent Oral Aphthae | K12.0 | √ | | 1 | |
| 33 | 470 | Dental Caries | K02 | | √ | 0 | K02.9 |
| 34 | 671 | Periapical Abscess Without Sinus | K04.6 | | √ | | K04.7 |

| NO | No. RM | Diagnosis | Kode | Keakuratan | | Nilai Keakuratan | Ket. |
|----|--------|--|-------|------------|-------|------------------|-------|
| | | | | Benar | Salah | | |
| | | | | | | 0 | |
| 35 | 160 | Loss Of Teeth Accident Extraction Or Local Periodontal Disease | K08.1 | √ | | 1 | |
| 36 | 275 | Dental Caries | K02 | | √ | 0 | K02.9 |
| 37 | 273 | Pulpitis | K04.1 | | √ | 0 | K04.0 |
| 38 | 193 | Caries Of Dentine | K02.1 | √ | | 1 | |
| 39 | 248 | Periapical Abscess Without Sinus | K04.6 | | √ | 0 | K04.7 |
| 40 | 385 | Impacted Teeth | K04.1 | | √ | 0 | K01.1 |
| 41 | 403 | Gingivitis Chronic | K05.0 | | √ | 0 | K05.1 |
| 42 | 175 | Dental Caries | K02 | | √ | 0 | K02.9 |
| 43 | 503 | Gingivitis Chronic | K05.0 | | √ | 0 | K05.1 |
| 44 | 608 | Dental Caries | K02 | | √ | 0 | K02.9 |
| 45 | 197 | Dental Caries | K02 | | √ | 0 | K02.9 |
| 46 | 175 | Loss Of Teeth Accident Extraction Or Local Periodontal Disease | K08.1 | √ | | 1 | |
| 47 | 257 | Gingivitis Chronic | K05.0 | | √ | 0 | K05.1 |
| 48 | 122 | Gingivitis Chronic | K05.0 | | √ | 0 | K05.1 |
| 49 | 365 | Periapical Abscess Without Sinus | K04.6 | | √ | 0 | K04.7 |
| 50 | 275 | Loss Of Teeth Accident Extraction Or Local Periodontal Disease | K08.1 | √ | | 1 | |
| 51 | 274 | Recurrent Oral Aphthae | K12.0 | √ | | 1 | |
| 52 | 565 | Dental Caries | K02 | | √ | 0 | K02.9 |
| 53 | 756 | Dental Caries | K02 | | √ | 0 | K02.9 |
| 54 | 121 | Dental Caries | K02 | | √ | 0 | K02.9 |
| 55 | 192 | Caries Of Dentine | K02.1 | √ | | 1 | |
| 56 | 190 | Dental Caries | K02 | | √ | 0 | K02.9 |
| 57 | 912 | Necrosis Of Pulp | K04.1 | √ | | 1 | |
| 58 | 138 | Impacted Teeth | K04.1 | | √ | 0 | K01.1 |
| 59 | 120 | Pulpitis | K04.1 | | √ | 0 | K04.0 |
| 60 | 165 | Pulpitis | K04.1 | | √ | 0 | K04.0 |
| 61 | 274 | Pulpitis | K04.1 | | √ | 0 | K04.0 |
| 62 | 190 | Pulpitis | K04.1 | | √ | 0 | K04.0 |
| 63 | 185 | Caries Of Dentine | K02.1 | √ | | 1 | |
| 64 | 169 | Pulpitis | K04.1 | | √ | 0 | K04.0 |
| 65 | 120 | Pulpitis | K04.1 | | √ | 0 | K04.0 |

| NO | No. RM | Diagnosis | Kode | Keakuratan | | Nilai Keakuratan | Ket. |
|----|--------|--|-------|------------|-------|------------------|-------|
| | | | | Benar | Salah | | |
| 66 | 272 | Cellulitis And Abscess Of Mouth | K12.2 | √ | | 1 | |
| 67 | 845 | Impacted Teeth | K04.1 | | √ | 0 | K01.1 |
| 68 | 136 | Impacted Teeth | K04.1 | | √ | 0 | K01.1 |
| 69 | 272 | Impacted Teeth | K04.1 | | √ | 0 | K01.1 |
| 70 | 271 | Pulpitis | K04.1 | | √ | 0 | K04.0 |
| 71 | 274 | Pulpitis | K04.1 | | √ | 0 | K04.0 |
| 72 | 220 | Pulpitis | K04.1 | | √ | 0 | K04.0 |
| 73 | 265 | Recurrent Oral Aphthae | K12.0 | √ | | 1 | |
| 74 | 753 | Caries Of Dentine | K02.1 | √ | | 1 | |
| 75 | 195 | Pulpitis | K04.1 | | √ | 0 | K04.0 |
| 76 | 248 | Necrosis Of Pulp | K04.1 | √ | | 1 | |
| 77 | 275 | Necrosis Of Pulp | K04.1 | √ | | 1 | |
| 78 | 507 | Recurrent Oral Aphthae | K12.0 | √ | | 1 | |
| 79 | 146 | Acute Gingivitis | K05.0 | √ | | 1 | |
| 80 | 236 | Necrosis Of Pulp | K04.1 | √ | | 1 | |
| 81 | 732 | Caries Of Dentine | K02.1 | √ | | 1 | |
| 82 | 565 | Pulpitis | K04.1 | | √ | 0 | K04.0 |
| 83 | 911 | Periapical Abscess Without Sinus | K04.6 | | √ | 0 | K04.7 |
| 84 | 627 | Necrosis Of Pulp | K04.1 | √ | | 1 | |
| 85 | 835 | Loss Of Teeth Accident Extraction Or Local Periodontal Disease | K08.1 | √ | | 1 | |
| 86 | 727 | Necrosis Of Pulp | K04.1 | √ | | 1 | |
| 87 | 912 | Impacted Teeth | K04.1 | | √ | 0 | K01.1 |
| 88 | 184 | Caries Limited To Enamel | K02.0 | √ | | 1 | |
| 89 | 197 | Gingivitis Chronic | K05.0 | | √ | 0 | K05.1 |
| 90 | 507 | Caries Of Dentine | K02.1 | √ | | 1 | |
| 91 | 322 | Caries Of Dentine | K02.1 | √ | | 1 | |
| 92 | 384 | Dental Caries | K02 | | √ | 0 | K02.9 |
| 93 | 484 | Necrosis Of Pulp | K04.1 | √ | | 1 | |
| 94 | 589 | Caries Of Dentine | K02.1 | √ | | 1 | |
| 95 | 845 | Caries Of Dentine | K02.1 | √ | | 1 | |
| 96 | 132 | Impacted Teeth | K04.1 | | √ | 0 | K01.1 |
| 97 | 765 | Caries Of Dentine | K02.1 | √ | | 1 | |
| 98 | 304 | Necrosis Of Pulp | K04.1 | √ | | 1 | |
| 99 | 501 | Loss Of Teeth Accident Extraction Or Local Periodontal Disease | K08.1 | √ | | 1 | |

| NO | No. RM | Diagnosis | Kode | Keakuratan | | Nilai Keakuratan | Ket. |
|-----|--------|----------------------------------|-------|------------|-------|------------------|-------|
| | | | | Benar | Salah | | |
| 100 | 892 | Necrosis Of Pulp | K04.1 | √ | | 1 | |
| 101 | 225 | Necrosis Of Pulp | K04.1 | √ | | 1 | |
| 102 | 499 | Necrosis Of Pulp | K04.1 | √ | | 1 | |
| 103 | 671 | Necrosis Of Pulp | K04.1 | √ | | 1 | |
| 104 | 393 | Necrosis Of Pulp | K04.1 | √ | | 1 | |
| 105 | 458 | Necrosis Of Pulp | K04.1 | √ | | 1 | |
| 106 | 680 | Caries Of Dentine | K02.1 | √ | | 1 | |
| 107 | 212 | Necrosis Of Pulp | K04.1 | √ | | 1 | |
| 108 | 988 | Necrosis Of Pulp | K04.1 | √ | | 1 | |
| 109 | 900 | Impacted Teeth | K04.1 | | √ | 0 | K01.1 |
| 110 | 170 | Caries Of Dentine | K02.1 | √ | | 1 | |
| 111 | 271 | Pulpitis | K04.1 | | √ | 0 | K04.0 |
| 112 | 653 | Impacted Teeth | K04.1 | | √ | 0 | K01.1 |
| 113 | 244 | Necrosis Of Pulp | K04.1 | √ | | 1 | |
| 114 | 378 | Recurrent Oral Aphthae | K12.0 | √ | | 1 | |
| 115 | 832 | Impacted Teeth | K04.1 | | √ | 0 | K01.1 |
| 116 | 575 | Cellulitis And Abscess Of Mouth | K12.2 | √ | | 1 | |
| 117 | 443 | Impacted Teeth | K04.1 | | √ | 0 | K01.1 |
| 118 | 912 | Necrosis Of Pulp | K04.1 | √ | | 1 | |
| 119 | 462 | Recurrent Oral Aphthae | K12.0 | √ | | 1 | |
| 120 | 378 | Cellulitis And Abscess Of Mouth | K12.2 | √ | | 1 | |
| 121 | 398 | Caries Of Dentine | K02.1 | √ | | 1 | |
| 122 | 275 | Necrosis Of Pulp | K04.1 | √ | | 1 | |
| 123 | 981 | Pulpitis | K04.1 | | √ | 0 | K04.0 |
| 124 | 398 | Dental Caries | K02 | | √ | 0 | K02.9 |
| 125 | 970 | Necrosis Of Pulp | K04.1 | √ | | 1 | |
| 126 | 353 | Periapical Abscess Without Sinus | K04.6 | | √ | 0 | K04.7 |
| 127 | 944 | Necrosis Of Pulp | K04.1 | √ | | 1 | |
| 128 | 896 | Caries Of Dentine | K02.1 | √ | | 1 | |
| 129 | 146 | Periapical Abscess Without Sinus | K04.6 | | √ | 0 | K04.7 |
| 130 | 580 | Necrosis Of Pulp | K04.1 | √ | | 1 | |
| 131 | 850 | Necrosis Of Pulp | K04.1 | √ | | 1 | |
| 132 | 346 | Impacted Teeth | K04.1 | | √ | 0 | K01.1 |
| 133 | 191 | Impacted Teeth | K04.1 | | √ | 0 | K01.1 |
| 134 | 915 | Impacted Teeth | K04.1 | | √ | 0 | K01.1 |
| 135 | 120 | Necrosis Of Pulp | K04.1 | √ | | 1 | |
| 136 | 839 | Necrosis Of Pulp | K04.1 | √ | | 1 | |
| 137 | 283 | Periapical Abscess Without Sinus | K04.6 | | √ | 0 | K04.7 |

| NO | No. RM | Diagnosis | Kode | Keakuratan | | Nilai Keakuratan | Ket. |
|-----|--------|--|-------|------------|-------|------------------|-------|
| | | | | Benar | Salah | | |
| 138 | 166 | Necrosis Of Pulp | K04.1 | √ | | 1 | |
| 139 | 369 | Caries Of Dentine | K02.1 | √ | | 1 | |
| 140 | 609 | Pulpitis | K04.1 | | √ | 0 | K04.0 |
| 141 | 175 | Pulpitis | K04.1 | | √ | 0 | K04.0 |
| 142 | 707 | Cellulitis And Abscess Of Mouth | K12.2 | √ | | 1 | |
| 143 | 672 | Impacted Teeth | K04.1 | | √ | 0 | K01.1 |
| 144 | 277 | Necrosis Of Pulp | K04.1 | √ | | 1 | |
| 145 | 899 | Necrosis Of Pulp | K04.1 | √ | | 1 | |
| 146 | 915 | Pulpitis | K04.1 | | √ | 0 | K04.0 |
| 147 | 146 | Necrosis Of Pulp | K04.1 | √ | | 1 | |
| 148 | 453 | Periapical Abscess Without Sinus | K04.6 | | √ | 0 | K04.7 |
| 149 | 540 | Gingivitis Chronic | K05.0 | | √ | 0 | K05.1 |
| 150 | 845 | Periapical Abscess Without Sinus | K04.6 | | √ | 0 | K04.7 |
| 151 | 926 | Impacted Teeth | K04.1 | | √ | 0 | K01.1 |
| 152 | 484 | Impacted Teeth | K04.1 | | √ | 0 | K01.1 |
| 153 | 371 | Necrosis Of Pulp | K04.1 | √ | | 1 | |
| 154 | 570 | Impacted Teeth | K04.1 | | √ | 0 | K01.1 |
| 155 | 760 | Acute Periodontitis | K05.2 | √ | | 1 | |
| 156 | 970 | Acute Gingivitis | K05.0 | √ | | 1 | |
| 157 | 891 | Necrosis Of Pulp | K04.1 | √ | | 1 | |
| 158 | 135 | Loss Of Teeth Accident Extraction Or Local Periodontal Disease | K08.1 | √ | | 1 | |
| 159 | 296 | Loss Of Teeth Accident Extraction Or Local Periodontal Disease | K08.1 | √ | | 1 | |
| 160 | 187 | Necrosis Of Pulp | K04.1 | √ | | 1 | |
| 161 | 223 | Necrosis Of Pulp | K04.1 | √ | | 1 | |
| 162 | 298 | Cellulitis And Abscess Of Mouth | K12.2 | √ | | 1 | |
| 163 | 178 | Impacted Teeth | K04.1 | | √ | 0 | K01.1 |
| 164 | 220 | Cellulitis And Abscess Of Mouth | K12.2 | √ | | 1 | |
| 165 | 129 | Pulpitis | K04.1 | | √ | 0 | K04.0 |
| 166 | 807 | Necrosis Of Pulp | K04.1 | √ | | 1 | |
| 167 | 175 | Impacted Teeth | K04.1 | | √ | 0 | K01.1 |
| 168 | 892 | Impacted Teeth | K04.1 | | √ | 0 | K01.1 |
| 169 | 150 | Necrosis Of Pulp | K04.1 | √ | | 1 | |
| 170 | 197 | Necrosis Of Pulp | K04.1 | √ | | 1 | |

| NO | No. RM | Diagnosis | Kode | Keakuratan | | Nilai Keakuratan | Ket. |
|-----|--------|--|-------|------------|-------|------------------|-------|
| | | | | Benar | Salah | | |
| 171 | 263 | Recurrent Aphthae Oral | K12.0 | √ | | 1 | |
| 172 | 192 | Impacted Teeth | K04.1 | | √ | 0 | K01.1 |
| 173 | 945 | Impacted Teeth | K04.1 | | √ | 0 | K01.1 |
| 174 | 273 | Necrosis Of Pulp | K04.1 | √ | | 1 | |
| 175 | 146 | Necrosis Of Pulp | K04.1 | √ | | 1 | |
| 176 | 847 | Impacted Teeth | K04.1 | | √ | 0 | K01.1 |
| 177 | 271 | Necrosis Of Pulp | K04.1 | √ | | 1 | |
| 178 | 308 | Dental Caries | K02 | | √ | 0 | K02.9 |
| 179 | 565 | Acute Periodontitis | K05.2 | √ | | 1 | |
| 180 | 272 | Caries Of Dentine | K02.1 | √ | | 1 | |
| 181 | 403 | Pulpitis | K04.1 | | √ | 0 | K04.0 |
| 182 | 707 | Dental Caries | K02 | | √ | 0 | K02.9 |
| 183 | 270 | Necrosis Of Pulp | K04.1 | √ | | 1 | |
| 184 | 378 | Necrosis Of Pulp | K04.1 | √ | | 1 | |
| 185 | 423 | Cellulitis And Abscess Of Mouth | K12.2 | √ | | 1 | |
| 186 | 432 | Periapical Abscess Without Sinus | K04.6 | | √ | 0 | K04.7 |
| 187 | 277 | Necrosis Of Pulp | K04.1 | √ | | 1 | |
| 188 | 735 | Necrosis Of Pulp | K04.1 | √ | | 1 | |
| 189 | 100 | Caries Of Dentine | K02.1 | √ | | 1 | |
| 190 | 712 | Necrosis Of Pulp | K04.1 | √ | | 1 | |
| 191 | 608 | Necrosis Of Pulp | K04.1 | √ | | 1 | |
| 192 | 190 | Loss Of Teeth Accident Extraction Or Local Periodontal Disease | K08.1 | √ | | 1 | |
| 193 | 226 | Necrosis Of Pulp | K04.1 | √ | | 1 | |
| 194 | 172 | Necrosis Of Pulp | K04.1 | √ | | 1 | |
| 195 | 841 | Periapical Abscess Without Sinus | K04.6 | | √ | 0 | K04.7 |
| 196 | 572 | Necrosis Of Pulp | K04.1 | √ | | 1 | |
| 197 | 239 | Gingivitis Chronic | K05.0 | | √ | 0 | K05.1 |
| 198 | 781 | Gingivitis Chronic | K05.0 | | √ | 0 | K05.1 |
| 199 | 387 | Necrosis Of Pulp | K04.1 | √ | | 1 | |
| 200 | 322 | Impacted Teeth | K04.1 | | √ | 0 | K01.1 |
| 201 | 424 | Other Forms Of Stomatitis | K12.1 | √ | | 1 | |
| 202 | 804 | Caries Of Dentine | K02.1 | √ | | 1 | |
| 203 | 671 | Necrosis Of Pulp | K04.1 | √ | | 1 | |
| 204 | 887 | Impacted Teeth | K04.1 | | √ | 0 | K01.1 |
| 205 | 473 | Periapical Abscess Without Sinus | K04.6 | | √ | 0 | K04.7 |

| NO | No. RM | Diagnosis | Kode | Keakuratan | | Nilai Keakuratan | Ket. |
|--------------|--------|--|--------------|------------|-------|------------------|-------|
| | | | | Benar | Salah | | |
| 206 | 327 | Periapical Abscess Without Sinus | K04.6 | | √ | 0 | K04.7 |
| 207 | 832 | Loss Of Teeth Accident Extraction Or Local Periodontal Disease | K08.1 | √ | | 1 | |
| 208 | 121 | Dental Caries | K02 | | √ | 0 | K02.9 |
| 209 | 152 | Acute Periodontitis | K05.2 | √ | | 1 | |
| 210 | 335 | Necrosis Of Pulp | K04.1 | √ | | 1 | |
| 211 | 531 | Dental Caries | K02 | | √ | 0 | K02.9 |
| 212 | 710 | Impacted Teeth | K04.1 | | √ | 0 | K01.1 |
| Jumlah Salah | | | 98/212x100% | | | 46% | |
| Jumlah Benar | | | 114/212x100% | | | 54% | |

Dari 212 kode diagnosis penyakit gigi diatas telah divalidasi oleh Bapak Fristanto Agung P, A.Md. Per.Kes., SKM selaku petugas koding di RSUD Dr. Saiful Anwar Malang

Malang, 8 Februari 2019



Fristanto Agung P, A.Md. Per.Kes., SKM

Lampiran 10 Checklist Validasi Kodefikasi Penyakit Gigi Sesudah Penggunaan
Pocket Guide Kodefikasi Diagnosis Penyakit Gigi

Checklist validasi kode diagnosis penyakit gigi sesudah penggunaan Pocket Guide

| NO | No. RM | Diagnosis | Kode | Keakuratan | | Nilai Keakuratan | Ket. |
|----|--------|-------------------------------------|-------|------------|-------|------------------|-------|
| | | | | Benar | Salah | | |
| 1 | 802 | Occupational health examination | Z01.2 | | √ | 0 | Z10.0 |
| 2 | 707 | Necrosis of pulp | K04.1 | √ | | 1 | |
| 3 | 403 | Impacted teeth | K01.1 | √ | | 1 | |
| 4 | 565 | Necrosis of pulp | K04.1 | √ | | 1 | |
| 5 | 324 | Necrosis of pulp | K04.1 | √ | | 1 | |
| 6 | 378 | Necrosis of pulp | K04.1 | √ | | 1 | |
| 7 | 765 | Pulpitis | K04.0 | √ | | 1 | |
| 8 | 170 | Occupational health examination | Z01.2 | | √ | 0 | Z10.0 |
| 9 | 582 | Necrosis of pulp | K04.1 | √ | | 1 | |
| 10 | 949 | Necrosis of pulp | K04.1 | √ | | 1 | |
| 11 | 899 | Fistula Kongenital/ lubang bibir | Q35 | | √ | 0 | Q35.9 |
| 12 | 582 | Necrosis of pulp | K04.1 | √ | | 1 | |
| 13 | 369 | Necrosis of pulp | K04.1 | √ | | 1 | |
| 14 | 845 | Necrosis of pulp | K04.1 | √ | | 1 | |
| 15 | 133 | Pulpitis | K04.0 | √ | | 1 | |
| 16 | 137 | Necrosis of pulp | K04.1 | √ | | 1 | |
| 17 | 689 | Necrosis of pulp | K04.1 | √ | | 1 | |
| 18 | 423 | Disturbances in tooth eruption | K00.6 | √ | | 1 | |
| 19 | 426 | Necrosis of pulp | K04.1 | √ | | 1 | |
| 20 | 912 | Necrosis of pulp | K04.1 | √ | | 1 | |
| 21 | 273 | Chronic gingivitis | K05.1 | √ | | 1 | |
| 22 | 308 | Dental Caries | K02.0 | √ | | 1 | |
| 23 | 172 | Necrosis of pulp | K04.1 | √ | | 1 | |
| 24 | 608 | Fistula Kongenital/ lubang bibir | Q35 | | √ | 0 | Q35.9 |
| 25 | 231 | Acute gingivitis | K05.0 | √ | | 1 | |
| 26 | 701 | Caries of dentine | K02.1 | √ | | 1 | |
| 27 | 500 | Necrosis of pulp | K04.1 | √ | | 1 | |
| 28 | 915 | Necrosis of pulp | K04.1 | √ | | 1 | |
| 29 | 148 | Caries of dentine | K02.1 | √ | | 1 | |
| 30 | 981 | Pulpitis | K04.0 | √ | | 1 | |
| 31 | 899 | Necrosis of pulp | K04.1 | √ | | 1 | |
| 32 | 157 | Necrosis of pulp | K04.1 | √ | | 1 | |
| 33 | 836 | Necrosis of pulp | K04.1 | √ | | 1 | |
| 34 | 378 | Necrosis of pulp | K04.1 | √ | | 1 | |
| 35 | 462 | Impacted teeth | K01.1 | √ | | 1 | |

| NO | No. RM | Diagnosis | Kode | Keakuratan | | Nilai Keakuratan | Ket. |
|----|--------|--|-------|------------|-------|------------------|-------|
| | | | | Benar | Salah | | |
| 36 | 223 | Necrosis of pulp | K04.1 | √ | | 1 | |
| 37 | 484 | Impacted teeth | K01.1 | √ | | 1 | |
| 38 | 304 | Impacted teeth | K01.1 | √ | | 1 | |
| 39 | 671 | Necrosis of pulp | K04.1 | √ | | 1 | |
| 40 | 762 | Necrosis of pulp | K04.1 | √ | | 1 | |
| 41 | 197 | Dental Caries | K02.0 | √ | | 1 | |
| 42 | 945 | Impacted teeth | K01.1 | √ | | 1 | |
| 43 | 146 | Necrosis of pulp | K04.1 | √ | | 1 | |
| 44 | 847 | Necrosis of pulp | K04.1 | √ | | 1 | |
| 45 | 308 | Necrosis of pulp | K04.1 | √ | | 1 | |
| 46 | 716 | Necrosis of pulp | K04.1 | √ | | 1 | |
| 47 | 732 | Pulpitis | K04.0 | √ | | 1 | |
| 48 | 397 | Caries of dentine | K02.1 | √ | | 1 | |
| 49 | 512 | Necrosis of pulp | K04.1 | √ | | 1 | |
| 50 | 235 | Necrosis of pulp | K04.1 | √ | | 1 | |
| 51 | 835 | Acute periodontitis | K05.2 | √ | | 1 | |
| 52 | 135 | Necrosis of pulp | K04.1 | √ | | 1 | |
| 53 | 732 | Necrosis of pulp | K04.1 | √ | | 1 | |
| 54 | 766 | Periapical abscess without sinus | K04.7 | √ | | 1 | |
| 55 | 589 | Caries limited to enamel | K02.0 | √ | | 1 | |
| 56 | 186 | Necrosis of pulp | K04.1 | √ | | 1 | |
| 57 | 553 | Fistula Kongenital/ lubang bibir | Q35 | | √ | 0 | Q35.9 |
| 58 | 375 | Necrosis of pulp | K04.1 | √ | | 1 | |
| 59 | 509 | Necrosis of pulp | K04.1 | √ | | 1 | |
| 60 | 424 | Acute periodontitis | K05.2 | √ | | 1 | |
| 61 | 742 | Anomalies of dental arch relationship | K07.2 | √ | | 1 | |
| 62 | 333 | Caries of dentine | K02.1 | √ | | 1 | |
| 63 | 236 | Cellulitis and abscess of mouth | K12.2 | √ | | 1 | |
| 64 | 209 | Necrosis of pulp | K04.1 | √ | | 1 | |
| 65 | 654 | Benign Neoplasm, Other Specified Sites | D36.9 | | √ | 0 | D36.7 |
| 66 | 385 | Necrosis of pulp | K04.1 | √ | | 1 | |
| 67 | 365 | Necrosis of pulp | K04.1 | √ | | 1 | |
| 68 | 622 | Pulpitis | K04.0 | √ | | 1 | |
| 69 | 898 | Necrosis of pulp | K04.1 | √ | | 1 | |
| 70 | 191 | Dental Caries | K02.0 | √ | | 1 | |
| 71 | 172 | Chronic gingivitis | K05.1 | √ | | 1 | |
| 72 | 542 | Dental Caries | K02.0 | √ | | 1 | |
| 73 | 529 | Necrosis of pulp | K04.1 | √ | | 1 | |

| NO | No. RM | Diagnosis | Kode | Keakuratan | | Nilai Keakuratan | Ket. |
|-----|--------|--|-------|------------|-------|------------------|-------|
| | | | | Benar | Salah | | |
| 74 | 701 | Necrosis of pulp | K04.1 | √ | | 1 | |
| 75 | 615 | Necrosis of pulp | K04.1 | √ | | 1 | |
| 76 | 701 | Caries of dentine | K02.1 | √ | | 1 | |
| 77 | 223 | Necrosis of pulp | K04.1 | √ | | 1 | |
| 78 | 766 | Pulpitis | K04.0 | √ | | 1 | |
| 79 | 162 | Caries of dentine | K02.1 | √ | | 1 | |
| 80 | 742 | Pulpitis | K04.0 | √ | | 1 | |
| 81 | 597 | Necrosis of pulp | K04.1 | √ | | 1 | |
| 82 | 166 | Caries limited to enamel | K02.0 | √ | | 1 | |
| 83 | 426 | Necrosis of pulp | K04.1 | √ | | 1 | |
| 84 | 899 | Necrosis of pulp | K04.1 | √ | | 1 | |
| 85 | 413 | Pulpitis | K04.0 | √ | | 1 | |
| 86 | 390 | Necrosis of pulp | K04.1 | √ | | 1 | |
| 87 | 369 | Benign Neoplasm, Other Specified Sites | D36.9 | | √ | 0 | D36.7 |
| 88 | 467 | Necrosis of pulp | K04.1 | √ | | 1 | |
| 89 | 235 | Necrosis of pulp | K04.1 | √ | | 1 | |
| 90 | 241 | Impacted teeth | K01.1 | √ | | 1 | |
| 91 | 237 | Impacted teeth | K01.1 | √ | | 1 | |
| 92 | 238 | Necrosis of pulp | K04.1 | √ | | 1 | |
| 93 | 727 | Loss of teeth accident extraction or local periodontal dis | K08.1 | √ | | 1 | |
| 94 | 236 | Cellulitis and abscess of mouth | K12.2 | √ | | 1 | |
| 95 | 565 | Necrosis of pulp | K04.0 | | √ | 0 | |
| 96 | 157 | Necrosis of pulp | K04.1 | √ | | 1 | |
| 97 | 949 | Dental Caries | K02.0 | √ | | 1 | |
| 98 | 163 | Disturbances in tooth eruption | K00.6 | √ | | 1 | |
| 99 | | Necrosis of pulp | K04.1 | √ | | 1 | |
| 100 | 670 | Recurrent oral aphthae | K12.0 | √ | | 1 | |
| 101 | 426 | Necrosis of pulp | K04.1 | √ | | 1 | |
| 102 | 909 | Dental Caries | K02.0 | √ | | 1 | |
| 103 | 372 | Impacted teeth | K01.1 | √ | | 1 | |
| 104 | 654 | Chronic gingivitis | K05.1 | √ | | 1 | |
| 105 | 732 | Necrosis of pulp | K04.1 | √ | | 1 | |
| 106 | 727 | Impacted teeth | K01.1 | √ | | 1 | |
| 107 | 310 | Caries of dentine | K02.1 | √ | | 1 | |
| 108 | 235 | Necrosis of pulp | K04.1 | √ | | 1 | |
| 109 | 727 | Impacted teeth | K01.1 | √ | | 1 | |

| NO | No. RM | Diagnosis | Kode | Keakuratan | | Nilai Keakuratan | Ket. |
|-----|--------|--|-------|------------|-------|------------------|-------|
| | | | | Benar | Salah | | |
| 110 | 137 | Necrosis of pulp | K04.1 | √ | | 1 | |
| 111 | 823 | Dental Caries | K02.0 | √ | | 1 | |
| 112 | 762 | Necrosis of pulp | K04.1 | √ | | 1 | |
| 113 | 769 | Impacted teeth | K01.1 | √ | | 1 | |
| 114 | 160 | Impacted teeth | K01.1 | √ | | 1 | |
| 115 | 132 | Occupational health examination | Z01.2 | | √ | 0 | Z10.0 |
| 116 | 680 | Necrosis of pulp | K04.1 | √ | | 1 | |
| 117 | 971 | Occupational health examination | Z01.2 | | √ | 0 | Z10.0 |
| 118 | 727 | Loss of teeth accident extraction or local periodontal dis | K08.1 | √ | | 1 | |
| 119 | 765 | Pulpitis | K04.0 | √ | | 1 | |
| 120 | 160 | Occupational health examination | Z01.2 | | √ | 0 | Z10.0 |
| 121 | 502 | Impacted teeth | K01.1 | √ | | 1 | |
| 122 | 157 | Pulpitis | K04.0 | √ | | 1 | |
| 123 | 762 | Impacted teeth | K01.1 | √ | | 1 | |
| 124 | 900 | Impacted teeth | K01.1 | √ | | 1 | |
| 125 | 443 | Impacted teeth | K01.1 | √ | | 1 | |
| 126 | 680 | Caries of dentine | K02.1 | √ | | 1 | |
| 127 | 892 | Periapical abscess without sinus | K04.7 | √ | | 1 | |
| 128 | 458 | Loss of teeth accident extraction or local periodontal dis | K08.1 | √ | | 1 | |
| 129 | 349 | Acute gingivitis | K05.0 | √ | | 1 | |
| 130 | 288 | Impacted teeth | K01.1 | √ | | 1 | |
| 131 | 905 | Benign Neoplasm, Other Specified Sites | D36.9 | | √ | 0 | D36.7 |
| 132 | 388 | Impacted teeth | K01.1 | √ | | 1 | |
| 133 | 701 | Cellulitis and abscess of mouth | K12.2 | √ | | 1 | |
| 134 | 850 | Pulpitis | K04.0 | √ | | 1 | |
| 135 | 310 | Impacted teeth | K01.1 | √ | | 1 | |
| 136 | | Impacted teeth | K01.1 | √ | | 1 | |
| 137 | 236 | Cellulitis and abscess of mouth | K12.2 | √ | | 1 | |
| 138 | 184 | Periapical abscess without sinus | K04.7 | √ | | 1 | |
| 139 | 902 | Impacted teeth | K01.1 | √ | | 1 | |

| NO | No. RM | Diagnosis | Kode | Keakuratan | | Nilai Keakuratan | Ket. |
|-----|--------|--|-------|------------|-------|------------------|-------|
| | | | | Benar | Salah | | |
| 140 | 611 | Impacted teeth | K01.1 | √ | | 1 | |
| 141 | 635 | Occupational health examination | Z01.2 | | √ | 0 | Z10.0 |
| 142 | 325 | Acute periodontitis | K05.2 | √ | | 1 | |
| 143 | 701 | Caries of dentine | K02.1 | √ | | 1 | |
| 144 | 256 | Loss of teeth accident extraction or local periodontal dis | K08.1 | √ | | 1 | |
| 145 | 589 | Caries of dentine | K02.1 | √ | | 1 | |
| 146 | 845 | Loss of teeth accident extraction or local periodontal dis | K08.1 | √ | | 1 | |
| 147 | 124 | Periapical abscess without sinus | K04.7 | √ | | 1 | |
| 148 | 324 | Loss of teeth accident extraction or local periodontal dis | K08.1 | √ | | 1 | |
| 149 | 848 | Chronic gingivitis | K05.1 | √ | | 1 | |
| 150 | 277 | Chronic gingivitis | K05.1 | √ | | 1 | |
| 151 | 162 | Periapical abscess without sinus | K04.7 | √ | | 1 | |
| 152 | 509 | Caries of dentine | K02.1 | √ | | 1 | |
| 153 | 157 | Loss of teeth accident extraction or local periodontal dis | K08.1 | √ | | 1 | |
| 154 | 589 | Dental Caries | K02.0 | √ | | 1 | |
| 155 | 901 | Caries of dentine | K02.1 | √ | | 1 | |
| 156 | 233 | Caries of dentine | K02.1 | √ | | 1 | |
| 157 | 400 | Caries of dentine | K02.1 | √ | | 1 | |
| 158 | 396 | Pulpitis | K04.0 | √ | | 1 | |
| 159 | 308 | Dental Caries | K02.0 | √ | | 1 | |
| 160 | 341 | Impacted teeth | K01.1 | √ | | 1 | |
| 161 | 970 | Pulpitis | K04.0 | √ | | 1 | |
| 162 | 297 | Dental Caries | K02.0 | √ | | 1 | |
| 163 | 587 | Caries of dentine | K02.1 | √ | | 1 | |
| 164 | 394 | Dental Caries | K02.0 | √ | | 1 | |
| 165 | 753 | Impacted teeth | K01.1 | √ | | 1 | |
| 166 | 839 | Caries of dentine | K02.1 | √ | | 1 | |
| 167 | 615 | Pulpitis | K04.0 | √ | | 1 | |
| 168 | 470 | Caries of dentine | K02.1 | √ | | 1 | |
| 169 | 126 | Dental Caries | K02.0 | √ | | 1 | |

| NO | No. RM | Diagnosis | Kode | Keakuratan | | Nilai Keakuratan | Ket. |
|-----|--------|--|-------|------------|-------|------------------|-------|
| | | | | Benar | Salah | | |
| 170 | 484 | Periapical abscess without sinus | K04.7 | √ | | 1 | |
| 171 | 057 | Cellulitis and abscess of mouth | K12.2 | √ | | 1 | |
| 172 | 352 | Necrosis of pulp | K04.1 | √ | | 1 | |
| 173 | 177 | Necrosis of pulp | K04.1 | √ | | 1 | |
| 174 | 672 | Impacted teeth | K01.1 | √ | | 1 | |
| 175 | 777 | Acute periodontitis | K05.2 | √ | | 1 | |
| 176 | 994 | Impacted teeth | K01.1 | √ | | 1 | |
| 177 | 707 | Necrosis of pulp | K04.1 | √ | | 1 | |
| 178 | 582 | Necrosis of pulp | K04.1 | √ | | 1 | |
| 179 | 582 | Periapical abscess without sinus | K04.7 | √ | | | |
| 180 | 242 | Loss of teeth accident extraction or local periodontal dis | K08.1 | √ | | 1 | |
| 181 | 589 | Necrosis of pulp | K04.1 | √ | | 1 | |
| 182 | 308 | Necrosis of pulp | K04.1 | √ | | 1 | |
| 183 | 226 | Necrosis of pulp | K04.1 | √ | | 1 | |
| 184 | 931 | Dental Caries | K02.0 | √ | | 1 | |
| 185 | 507 | Necrosis of pulp | K04.1 | √ | | 1 | |
| 186 | 426 | Necrosis of pulp | K04.1 | √ | | 1 | |
| 187 | 529 | Necrosis of pulp | K04.1 | √ | | 1 | |
| 188 | 329 | Impacted teeth | K01.1 | √ | | 1 | |
| 189 | 028 | Acute periodontitis | K05.2 | √ | | 1 | |
| 190 | 236 | Dental Caries | K02.0 | √ | | 1 | |
| 191 | 753 | Cellulitis and abscess of mouth | K12.2 | √ | | 1 | |
| 192 | 270 | Necrosis of pulp | K04.1 | √ | | 1 | |
| 193 | 372 | Benign Neoplasm, Other Specified Sites | D36.9 | | √ | 0 | D36.7 |
| 194 | 850 | Pulpitis | K04.0 | √ | | 1 | |
| 195 | 221 | Caries of dentine | K02.1 | √ | | 1 | |
| 196 | 153 | Disturbances in tooth eruption | K00.6 | √ | | 1 | |
| 197 | 552 | Necrosis of pulp | K04.1 | √ | | 1 | |
| 198 | 926 | Acute periodontitis | K05.2 | √ | | 1 | |
| 199 | 959 | Impacted teeth | K01.1 | √ | | 1 | |
| 200 | 371 | Necrosis of pulp | K04.1 | √ | | 1 | |
| 201 | 236 | Caries of dentine | K02.1 | √ | | 1 | |
| 202 | 680 | Impacted teeth | K01.1 | √ | | 1 | |
| 203 | 769 | Necrosis of pulp | K04.1 | √ | | 1 | |

| NO | No. RM | Diagnosis | Kode | Keakuratan | | Nilai Keakuratan | Ket. |
|--------------|--------|--|--------------|------------|-------|------------------|-------|
| | | | | Benar | Salah | | |
| 204 | 161 | Benign Neoplasm, Other Specified Sites | D36.9 | | √ | 0 | D36.7 |
| 205 | 818 | Pulpitis | K04.0 | √ | | 1 | |
| 206 | 970 | Necrosis of pulp | K04.1 | √ | | 1 | |
| 207 | 407 | Necrosis of pulp | K04.1 | √ | | 1 | |
| 208 | 654 | Pulpitis | K04.0 | √ | | 1 | |
| 209 | 397 | Chronic gingivitis | K05.1 | √ | | 1 | |
| 210 | 050 | Caries of dentine | K02.1 | √ | | 1 | |
| 211 | 170 | Necrosis of pulp | K04.1 | √ | | 1 | |
| 212 | 275 | Impacted teeth | K01.1 | √ | | 1 | |
| Jumlah Salah | | | 22/212x100% | | 10% | | |
| Jumlah Benar | | | 190/212x100% | | 90% | | |

Dari 212 kode diagnosis penyakit gigi diatas telah divalidasi oleh Bapak Fristanto Agung P, A.Md. Per.Kes., SKM selaku petugas koding di RSUD Dr. Saiful Anwar Malang

Malang, 8 Februari 2019



Fristanto Agung P, A.Md. Per.Kes., SKM

