

LAMPIRAN

Lampiran 1 Penyajian data penelitian 1, sampel 1 inkubasi 24 jam

Pengenceran	Replikasi	Pembacaan	Colony counter	CFUcalc	Promega colony counter	APD colony counter	@BactLAB
10 ⁻³	1	1	>225	0	0	0	0
		2		0	0	0	0
		3		0	0	0	0
		4		0	0	0	0
		5		2	0	0	0
		6		0	0	0	0
		7		0	0	0	0
		8		0	0	0	0
		9		0	0	0	0
		10		0	0	0	0
	2	1	>225	13	1	0	15
		2		38	1	0	15
		3		15	2	0	15
		4		52	1	0	15
		5		21	0	0	15
		6		2	1	0	15
		7		10	0	0	15
		8		28	0	0	15
		9		29	0	0	15
		10		18	0	0	15
10 ⁻⁴	1	1	>225	0	0	0	22
		2		10	0	0	22
		3		17	0	0	22
		4		6	0	0	22
		5		27	0	0	22
		6		87	0	0	22
		7		28	0	0	22
		8		37	0	0	22
		9		4	0	0	22
		10		38	0	0	22
	2	1	>225	2	1	0	0
		2		5	1	0	0
		3		1	0	0	0
		4		1	1	0	0
		5		0	1	0	0
		6		2	0	0	0
		7		1	0	0	0
		8		4	0	0	0
		9		1	0	0	0
		10		1	0	0	0
10 ⁻⁵	1	1	>225	4	0	8	5
		2		11	0	8	5
		3		5	1	10	5
		4		12	0	10	5
		5		14	1	8	5

Pengenceran	Replikasi	Pembacaan	Colony counter	CFUcalc	Promega colony couter	APD colony counter	@BactLAB	
		6		14	0	9	5	
		7		21	0	11	5	
		8		17	0	10	5	
		9		4	0	10	5	
		10		1	0	10	5	
	2	1	6	87	14	2	7	
		2		66	20	3	7	
		3		55	26	3	7	
		4		32	2	2	7	
		5		75	4	2	7	
		6		67	0	4	7	
		7		89	3	2	7	
		8		75	1	2	7	
		9		93	1	2	7	
		10		83	5	2	7	
	10 ⁻⁶	1	1	10	77	11	5	8
			2		61	11	7	8
			3		78	11	10	8
4			117		11	8	8	
5			52		8	9	8	
6			72		6	8	8	
7			60		5	8	8	
8			70		0	8	8	
9			68		7	8	8	
10			69		0	8	8	
2		1	16	94	8	4	5	
		2		50	8	8	5	
		3		58	14	5	5	
		4		84	11	7	5	
		5		70	8	8	5	
		6		60	8	6	5	
		7		66	8	6	5	
		8		42	8	4	5	
		9		51	11	5	5	
		10		73	10	6	5	
10 ⁻⁷	1	1	>225	0	3	9	4	
		2		0	12	10	4	
		3		0	2	9	4	
		4		1	3	9	4	
		5		1	1	6	4	
		6		0	0	8	4	
		7		4	2	9	4	
		8		2	3	6	4	
		9		1	2	7	4	
		10		0	2	7	4	
	2	1	5	21	6	1	10	
		2		15	6	1	10	
		3		23	9	1	10	

Pengenceran	Replikasi	Pembacaan	Colony counter	CFUcalc	Promega colony counter	APD colony counter	@BactLAB
		4		21	7	1	10
		5		16	4	1	10
		6		27	4	1	10
		7		21	1	1	10
		8		33	0	1	10
		9		19	1	1	10
		10		18	0	1	10

Lampiran 2 Penyajian data penelitian 1, sampel 2 inkubasi 24 jam

Pengenceran	Replikasi	Pembacaan	Colony counter	CFUcalc	Promega colony counter	APD colony counter	@BactLAB	
10 ⁻³	1	1	>225	96	16	9	4	
		2		48	18	10	4	
		3		74	14	11	4	
		4		55	18	11	4	
		5		87	20	10	4	
		6		135	18	10	4	
		7		96	19	10	4	
		8		143	13	12	4	
		9		115	18	11	4	
		10		161	17	11	4	
		2	1	>225	34	9	14	17
			2		31	7	16	17
			3		32	12	14	17
			4		33	13	20	17
			5		30	8	17	17
			6		31	8	16	17
			7		35	13	17	17
			8		32	8	17	17
			9		40	7	16	17
			10		39	8	16	17
10 ⁻⁴	1	1	>225	82	2	6	13	
		2		73	6	6	13	
		3		85	4	8	13	
		4		83	6	7	13	
		5		95	10	7	13	
		6		84	11	7	13	
		7		83	14	8	13	
		8		117	17	9	13	
		9		93	13	8	13	
		10		108	18	7	13	
		2	1	>225	100	13	0	30
			2		44	12	2	30
			3		34	11	4	30
			4		52	14	0	30
			5		35	15	5	30

Pengenceran	Replikasi	Pembacaan	Colony counter	CFUcalc	Promega colony counter	APD colony counter	@BactLAB
		6		41	15	0	30
		7		42	12	6	30
		8		46	10	4	30
		9		46	13	4	30
		10		43	12	2	30
10 ⁻⁵	1	1	15	91	33	18	49
		2		133	25	12	49
		3		100	26	11	49
		4		111	29	20	49
		5		103	30	28	49
		6		94	31	17	49
		7		109	30	31	49
		8		86	30	12	49
		9		47	31	18	49
		10		118	30	21	49
	2	1	>225	19	9	5	6
		2		10	10	5	6
		3		17	16	6	6
		4		8	15	6	6
		5		8	29	5	6
		6		28	22	6	6
		7		9	9	5	6
		8		51	16	5	6
		9		22	19	5	6
		10		8	12	5	6
10 ⁻⁶	1	1	7	45	6	0	17
		2		64	12	0	17
		3		58	5	0	17
		4		52	4	0	17
		5		67	4	0	17
		6		61	5	0	17
		7		65	3	0	17
		8		58	2	0	17
		9		75	4	0	17
		10		50	3	0	17
	2	1	5	84	1	4	10
		2		87	4	4	10
		3		97	5	4	10
		4		117	3	4	10
		5		94	2	4	10
		6		98	1	4	10
		7		72	61	4	10
		8		75	31	4	10
		9		71	31	4	10
		10		81	31	4	10
10 ⁻⁷	1	1	2	67	5	3	3
		2		43	2	3	3
		3		41	1	3	3

Pengenceran	Replikasi	Pembacaan	Colony counter	CFUcalc	Promega colony counter	APD colony counter	@BactLAB		
		4		14	2	3	3		
		5		44	1	3	3		
		6		29	2	3	3		
		7		121	2	3	3		
		8		12	2	3	3		
		9		33	3	3	3		
		10		16	2	3	3		
		2		1	5	47	5	3	16
				2		15	2	3	16
				3		32	1	3	16
	4		32	2		3	16		
	5		42	1		3	16		
	6		26	2		3	16		
	7		24	2		3	16		
	8		54	2		3	16		
	9		32	3		3	16		
	10	46	2	3	16				

Lampiran 3 Penyajian data penelitian 1, sampel 3 inkubasi 24 jam

Pengenceran	Replikasi	Pembacaan	Colony counter	CFUcalc	Promega colony counter	APD colony counter	@BactLAB
10^{-3}	1	1	>225	74	3	78	0
		2		8	4	82	0
		3		5	7	79	0
		4		17	6	78	0
		5		11	5	78	0
		6		10	1	80	0
		7		19	3	80	0
		8		7	7	78	0
		9		9	4	82	0
		10		23	8	79	0
	2	1	26	91	20	9	23
		2		76	23	10	23
		3		85	10	14	23
		4		90	17	11	23
		5		72	11	11	23
		6		56	14	10	23
		7		111	14	10	23
		8		86	14	11	23
		9		86	15	11	23
10		105		17	11	23	
10^{-4}	1	1	2	120	2	3	6
		2		69	6	3	6
		3		100	4	3	6
		4		128	6	3	6
		5		109	10	3	6

Pengenceran	Replikasi	Pembacaan	Colony counter	CFUcalc	Promega colony couter	APD colony counter	@BactLAB	
		6		81	11	3	6	
		7		64	14	3	6	
		8		107	17	3	6	
		9		159	13	3	6	
		10		105	18	3	6	
	2	1	>225	48	3	3	9	
		2		49	5	4	9	
		3		40	6	0	9	
		4		54	10	0	9	
		5		55	5	3	9	
		6		34	3	3	9	
		7		59	1	0	9	
		8		46	3	3	9	
		9		50	3	2	9	
		10		51	4	2	9	
	10 ⁻⁵	1	1	1	149	3	1	0
			2		88	4	1	0
			3		123	3	1	0
			4		80	1	1	0
5			124		4	1	0	
6			112		1	1	0	
7			146		25	1	0	
8			79		1	1	0	
9			119		31	1	0	
10			85		25	1	0	
2		1	6	19	12	5	17	
		2		14	8	6	17	
		3		24	5	6	17	
		4		25	6	6	17	
		5		24	7	6	17	
		6		26	7	6	17	
		7		22	10	6	17	
		8		33	5	6	17	
		9		30	6	6	17	
		10		19	7	6	17	
10 ⁻⁶	1	1	3	81	7	22	33	
		2		82	10	34	33	
		3		75	9	29	33	
		4		114	4	37	33	
		5		72	8	36	33	
		6		68	8	40	33	
		7		52	8	38	33	
		8		79	7	41	33	
		9		65	8	36	33	
		10		82	4	40	33	
	2	1	60	151	2	4	4	
		2		125	2	6	4	
		3		132	4	4	4	

Pengenceran	Replikasi	Pembacaan	Colony counter	CFUcalc	Promega colony counter	APD colony counter	@BactLAB			
		4		140	5	5	4			
		5		148	3	1	4			
		6		123	4	3	4			
		7		131	2	1	4			
		8		157	2	4	4			
		9		132	2	3	4			
		10		129	0	7	4			
		10 ⁻⁷		1	1	21	82	18	15	26
					2		115	20	17	26
					3		95	20	17	26
		4		125	24	18	26			
		5		87	22	16	26			
		6		88	23	18	26			
		7		96	18	16	26			
		8		86	18	16	26			
		9		160	17	17	26			
		10		101	18	16	26			
	2	1	>225	68	11	2	22			
		2		21	12	3	22			
		3		12	12	3	22			
		4		41	10	2	22			
		5		70	8	2	22			
		6		19	5	2	22			
		7		27	7	3	22			
		8		33	7	1	22			
		9		56	9	3	22			
		10		15	0	3	22			

Lampiran 4 Penyajian data penelitian 1, sampel 1 inkubasi 48 jam

Pengenceran	Replikasi	Pembacaan	Colony counter	CFUcalc	Promega colony counter	APD colony counter	@BactLAB
10 ⁻³	1	1	>225	6	0	0	1
		2		0	1	0	1
		3		0	1	0	1
		4		1	0	0	1
		5		0	0	0	1
		6		0	0	0	1
		7		5	0	0	1
		8		0	0	0	1
		9		17	0	0	1
		10		6	0	0	1
	2	1	>225	1	0	0	21
		2		0	1	0	21
		3		0	0	0	21
		4		0	1	0	21
		5		0	1	0	21

Pengenceran	Replikasi	Pembacaan	Colony counter	CFUcalc	Promega colony couter	APD colony counter	@BactLAB
		6		0	0	0	21
		7		0	2	0	21
		8		0	1	0	21
		9		1	1	0	21
		10		0	0	0	21
10 ⁻⁴	1	1	>225	1	0	0	1
		2		0	0	0	1
		3		2	3	0	1
		4		1	0	0	1
		5		3	4	0	1
		6		2	2	0	1
		7		0	0	0	1
		8		4	2	0	1
		9		1	2	0	1
		10		2	4	0	1
	2	1	>225	8	0	0	0
		2		2	0	0	0
		3		4	1	0	0
		4		2	0	0	0
		5		3	0	0	0
		6		2	0	0	0
		7		2	2	0	0
		8		2	2	0	0
		9		1	0	0	0
		10		1	0	0	0
10 ⁻⁵	1	1	>225	14	7	0	2
		2		7	0	0	2
		3		4	1	0	2
		4		1	1	0	2
		5		6	0	0	2
		6		13	0	0	2
		7		9	0	0	2
		8		5	1	0	2
		9		13	0	0	2
		10		12	1	0	2
	2	1	>225	34	14	0	8
		2		31	10	0	8
		3		27	17	0	8
		4		64	10	0	8
		5		15	10	0	8
		6		29	13	0	8
		7		17	14	0	8
		8		29	8	0	8
		9		26	9	0	8
		10		34	9	0	8
10 ⁻⁶	1	1	32	54	18	28	6
		2		82	24	31	6
		3		70	15	31	6

Pengenceran	Replikasi	Pembacaan	Colony counter	CFUcalc	Promega colony counter	APD colony counter	@BactLAB
		4		65	28	34	6
		5		39	18	33	6
		6		53	24	33	6
		7		40	32	34	6
		8		54	22	34	6
		9		39	39	33	6
		10		71	33	28	6
	2	1	51	98	53	73	11
		2		79	70	73	11
		3		90	44	58	11
		4		109	48	48	11
		5		94	43	48	11
		6		122	47	51	11
		7		116	39	58	11
		8		109	46	58	11
		9		106	46	48	11
		10		94	45	51	11
		10 ⁻⁷		1	1	>225	8
2	3		3		0		2
3	16		1		0		2
4	5		1		0		2
5	0		3		0		2
6	0		2		0		2
7	15		2		0		2
8	4		2		0		2
9	1		3		0		2
10	1		2		0		2
2	1		13	58	25	12	2
	2			47	22	12	2
	3			66	26	12	2
	4			58	26	12	2
	5			49	24	12	2
	6			52	24	12	2
	7			57	29	12	2
	8			53	21	12	2
	9			60	27	12	2
	10	46		28	12	2	

Lampiran 5 Penyajian data penelitian 1, sampel 2 inkubasi 48 jam

Pengenceran	Replikasi	Pembacaan	Colony counter	CFUcalc	Promega colony counter	APD colony counter	@BactLAB
10 ⁻³	1	1	>225	37	15	6	11
		2		66	15	10	11
		3		38	14	14	11
		4		59	20	14	11
		5		50	15	14	11

Pengenceran	Replikasi	Pembacaan	Colony counter	CFUcalc	Promega colony couter	APD colony counter	@BactLAB	
		6		49	14	14	11	
		7		42	16	6	11	
		8		64	16	10	11	
		9		56	12	10	11	
		10		60	15	6	11	
	2	1	>225	33	22	15	12	
		2		47	25	0	12	
		3		35	17	0	12	
		4		34	26	0	12	
		5		36	24	15	12	
		6		39	22	29	12	
		7		40	25	29	12	
		8		31	25	15	12	
		9		34	20	29	12	
		10		29	22	29	12	
	10 ⁻⁴	1	1	>225	32	4	1	10
			2		35	10	1	10
			3		23	15	1	10
			4		23	23	1	10
5			30		18	1	10	
6			43		14	1	10	
7			24		9	1	10	
8			17		6	1	10	
9			39		13	1	10	
10			35		6	1	10	
2		1	>225	78	39	23	6	
		2		75	40	25	6	
		3		79	32	25	6	
		4		72	31	2	6	
		5		75	31	23	6	
		6		73	32	2	6	
		7		71	44	27	6	
		8		84	32	27	6	
		9		75	36	27	6	
		10		71	35	2	6	
10 ⁻⁵	1	1	17	52	25	17	26	
		2		46	31	16	26	
		3		64	24	16	26	
		4		48	25	18	26	
		5		31	20	18	26	
		6		33	24	18	26	
		7		35	24	18	26	
		8		34	27	18	26	
		9		44	26	17	26	
		10		40	20	17	26	
	2	1	>225	16	7	4	3	
		2		9	6	4	3	
		3		5	5	4	3	

Pengenceran	Replikasi	Pembacaan	Colony counter	CFUcalc	Promega colony couter	APD colony counter	@BactLAB	
		4		24	5	1	3	
		5		5	4	2	3	
		6		8	3	2	3	
		7		18	5	1	3	
		8		20	3	2	3	
		9		6	2	2	3	
		10		3	4	1	3	
10 ⁻⁶	1	1	11	32	21	11	3	
		2		18	24	11	3	
		3		22	12	11	3	
		4		28	15	12	3	
		5		21	14	10	3	
		6		13	18	10	3	
		7		8	12	12	3	
		8		38	15	11	3	
		9		11	3	11	3	
		10		2	10	11	3	
		2	1	40	89	50	38	5
	2		104		60	38	5	
	3		85		53	38	5	
	4		67		53	40	5	
	5		91		52	46	5	
	6		66		45	40	5	
	7		89		50	40	5	
	8		74		48	46	5	
	9		73		50	46	5	
	10		88		49	46	5	
10 ⁻⁷	1	1	38	23	20	18	7	
		2		35	19	25	7	
		3		12	17	38	7	
		4		17	24	38	7	
		5		15	16	38	7	
		6		12	22	32	7	
		7		41	21	25	7	
		8		31	18	32	7	
		9		30	19	18	7	
		10		11	24	18	7	
		2	1	20	16	23	21	24
	2		13		24	21	24	
	3		17		28	23	24	
	4		26		32	19	24	
	5		18		30	19	24	
	6		14		31	21	24	
	7		24		33	21	24	
	8		17		31	18	24	
	9		14		31	18	24	
	10		19		31	23	24	

Lampiran 6 Penyajian data penelitian 1, sampel 3 inkubasi 48 jam

Pengenceran	Replikasi	Pembacaan	Colony counter	CFUcalc	Promega colony couter	APD colony counter	@BactLAB	
10 ⁻³	1	1	>225	4	21	17	6	
		2		11	30	17	6	
		3		4	32	17	6	
		4		10	34	31	6	
		5		4	32	28	6	
		6		14	30	25	6	
		7		15	32	24	6	
		8		4	27	25	6	
		9		7	33	31	6	
		10		13	31	28	6	
	2	2	1	30	90	45	19	10
			2		68	33	19	10
			3		61	31	19	10
			4		72	37	23	10
			5		64	61	30	10
			6		65	66	30	10
			7		69	53	23	10
			8		61	44	30	10
			9		59	60	30	10
			10		55	46	23	10
10 ⁻⁴	1	1	13	81	11	14	4	
		2		50	17	14	4	
		3		77	15	15	4	
		4		56	12	15	4	
		5		36	10	13	4	
		6		85	21	14	4	
		7		56	33	13	4	
		8		73	30	11	4	
		9		39	31	11	4	
		10		37	35	11	4	
	2	2	1	>225	11	10	10	29
			2		11	10	11	29
			3		11	9	11	29
			4		13	8	11	29
			5		14	9	11	29
			6		12	9	11	29
			7		11	12	10	29
			8		13	7	10	29
			9		11	7	10	29
			10		11	10	10	29
10 ⁻⁵	1	1	11	35	9	12	27	
		2		25	7	12	27	
		3		32	7	12	27	
		4		15	8	11	27	
		5		38	9	10	27	
		6		33	7	11	27	

Pengenceran	Replikasi	Pembacaan	Colony counter	CFUcalc	Promega colony counter	APD colony counter	@BactLAB	
		7		23	10	11	27	
		8		31	8	10	27	
		9		33	14	10	27	
		10		50	7	10	27	
		2	1	9	46	16	7	9
			2		31	20	9	9
			3		27	15	9	9
			4		64	22	7	9
			5		47	30	7	9
			6		46	25	9	9
			7		40	20	9	9
			8		33	18	9	9
			9		36	20	9	9
			10		41	21	7	9
10 ⁻⁶	1	1	22	49	22	16	18	
		2		65	20	21	18	
		3		68	26	18	18	
		4		52	20	18	18	
		5		62	24	21	18	
		6		66	30	25	18	
		7		53	32	16	18	
		8		66	20	16	18	
		9		58	22	25	18	
		10		71	23	18	18	
		2	1	110	101	97	135	8
			2		98	96	129	8
			3		93	97	129	8
			4		102	91	115	8
			5		97	95	121	8
			6		90	98	135	8
			7		69	87	121	8
			8		92	97	121	8
			9		95	99	115	8
			10		99	95	115	8
10 ⁻⁷	1	1	25	54	50	25	7	
		2		63	43	24	7	
		3		44	38	26	7	
		4		109	39	24	7	
		5		63	39	25	7	
		6		76	42	26	7	
		7		70	40	24	7	
		8		52	36	24	7	
		9		55	33	25	7	
		10		57	43	25	7	
		2	1	>225	45	23	0	0
			2		81	21	0	0
			3		60	12	0	0
			4		61	12	0	0

Pengenceran	Replikasi	Pembacaan	Colony counter	CFUcalc	Promega colony counter	APD colony counter	@BactLAB
		5		57	11	0	0
		6		63	8	0	0
		7		84	15	0	0
		8		43	12	0	0
		9		50	11	0	0
		10		59	16	0	0

Lampiran 7 Penyajian data penelitian 2, sampel 1 inkubasi 24 jam

Pengenceran	Replikasi	Pembacaan	Colony counter	CFUcalc	Promega colony counter	APD colony counter	@BactLAB
10^{-3}	1	1	>225	15	10	14	6
		2		3	8	14	6
		3		10	8	14	6
		4		6	6	23	6
		5		2	9	28	6
		6		12	7	28	6
		7		3	1	28	6
		8		7	6	28	6
		9		2	5	23	6
		10		2	3	23	6
	2	1	6	2	5	5	9
		2		10	3	6	9
		3		7	2	5	9
		4		6	3	5	9
		5		11	3	5	9
		6		9	2	6	9
		7		12	3	5	9
		8		5	3	5	9
		9		7	1	6	9
		10		7	2	6	9
10^{-4}	1	1	>225	1	5	0	0
		2		2	4	0	0
		3		1	5	0	0
		4		0	6	0	0
		5		0	6	0	0
		6		0	3	0	0
		7		0	5	0	0
		8		0	3	0	0
		9		0	3	0	0
		10		0	6	0	0
	2	1	>225	11	1	3	3
		2		0	4	38	3
		3		0	0	8	3
		4		0	2	8	3
		5		0	0	8	3
		6		0	0	8	3

Pengenceran	Replikasi	Pembacaan	Colony counter	CFUcalc	Promega colony counter	APD colony counter	@BactLAB
		7		0	0	3	3
		8		9	0	3	3
		9		0	1	8	3
		10		4	0	3	3
10 ⁻⁵	1	1	>225	1	4	0	0
		2		0	5	0	0
		3		1	2	0	0
		4		2	3	0	0
		5		27	3	0	0
		6		1	1	0	0
		7		5	0	0	0
		8		1	1	0	0
		9		2	2	0	0
		10		0	1	0	0
	2	1	0	39	55	0	4
		2		32	42	0	4
		3		32	37	0	4
		4		33	34	0	4
		5		23	38	0	4
		6		31	39	0	4
		7		32	42	0	4
		8		32	31	0	4
		9		27	31	0	4
		10		33	37	0	4
10 ⁻⁶	1	1	0	35	15	0	0
		2		24	10	0	0
		3		19	11	0	0
		4		18	10	0	0
		5		16	7	0	0
		6		34	7	0	0
		7		24	11	0	0
		8		23	6	0	0
		9		17	4	0	0
		10		20	5	0	0
	2	1	0	50	16	0	0
		2		31	17	0	0
		3		27	17	0	0
		4		46	15	0	0
		5		61	14	0	0
		6		37	15	0	0
		7		53	6	0	0
		8		69	12	0	0
		9		37	6	0	0
		10		69	13	0	0
10 ⁻⁷	1	1	1	33	35	0	5
		2		42	37	0	5
		3		37	31	0	5
		4		31	36	0	5

Pengenceran	Replikasi	Pembacaan	Colony counter	CFUcalc	Promega colony counter	APD colony counter	@BactLAB
		5		42	37	0	5
		6		39	37	0	5
		7		39	38	0	5
		8		30	36	0	5
		9		34	35	0	5
		10		20	36	0	5
	2	1	6	32	21	5	1
		2		37	15	6	1
		3		5	28	6	1
		4		38	23	6	1
		5		35	20	5	1
		6		18	17	5	1
		7		29	13	5	1
		8		30	19	5	1
		9		30	14	6	1
		10		27	11	6	1

Lampiran 8 Penyajian data penelitian 2, sampel 2 inkubasi 24 jam

Pengenceran	Replikasi	Pembacaan	Colony counter	CFUcalc	Promega colony counter	APD colony counter	@BactLAB
10 ⁻³	1	1	14	7	7	10	10
		2		10	9	14	10
		3		7	3	12	10
		4		10	4	10	10
		5		7	6	10	10
		6		8	6	14	10
		7		10	6	14	10
		8		10	5	12	10
		9		10	5	10	10
		10		8	6	12	10
	2	1	47	105	83	111	4
		2		110	98	116	4
		3		112	97	115	4
		4		113	114	116	4
		5		112	89	108	4
		6		127	98	115	4
		7		110	91	110	4
		8		92	89	110	4
		9		119	80	110	4
10		118		85	108	4	
10 ⁻⁴	1	1	8	6	6	9	3
		2		8	4	9	3
		3		8	9	9	3
		4		11	6	11	3
		5		11	4	13	3
		6		8	2	13	3

Pengenceran	Replikasi	Pembacaan	Colony counter	CFUcalc	Promega colony counter	APD colony counter	@BactLAB
		7		9	6	9	3
		8		7	5	9	3
		9		9	5	11	3
		10		11	6	11	3
	2	1	33	54	15	21	2
		2		44	20	25	2
		3		56	28	29	2
		4		50	36	28	2
		5		45	25	28	2
		6		40	26	29	2
		7		50	23	32	2
		8		42	24	32	2
		9		42	19	27	2
		10		46	23	27	2
10 ⁻⁵	1	1	10	0	2	5	0
		2		0	3	8	0
		3		0	4	10	0
		4		8	3	5	0
		5		1	3	5	0
		6		0	3	10	0
		7		0	1	10	0
		8		9	2	8	0
		9		4	0	5	0
		10		1	1	5	0
	2	1	71	21	41	66	5
		2		19	36	66	5
		3		18	32	74	5
		4		22	36	78	5
		5		28	36	74	5
		6		20	30	78	5
		7		29	34	72	5
		8		24	25	77	5
		9		20	32	72	5
		10		44	37	77	5
10 ⁻⁶	1	1	3	5	27	2	2
		2		7	29	2	2
		3		14	32	2	2
		4		8	27	3	2
		5		19	27	3	2
		6		11	24	3	2
		7		4	24	3	2
		8		6	26	3	2
		9		10	24	2	2
		10		12	24	2	2
	2	1	0	28	23	0	3
		2		34	25	0	3
		3		36	31	0	3
		4		33	29	0	3

Pengenceran	Replikasi	Pembacaan	Colony counter	CFUcalc	Promega colony counter	APD colony counter	@BactLAB
		5		41	31	0	3
		6		36	30	0	3
		7		42	35	0	3
		8		41	47	0	3
		9		35	35	0	3
		10		30	34	0	3
10 ⁻⁷	1	1	0	48	13	0	1
		2		33	8	0	1
		3		36	14	0	1
		4		42	10	0	1
		5		42	13	0	1
		6		41	13	0	1
		7		46	9	0	1
		8		46	16	0	1
		9		39	15	0	1
		10		46	16	0	1
	2	1	1	31	2	1	9
		2		18	3	1	9
		3		19	4	1	9
		4		19	4	1	9
		5		29	8	1	9
		6		16	6	1	9
		7		16	4	1	9
		8		14	7	1	9
		9		12	1	1	9
		10		15	4	1	9

Lampiran 9 Penyajian data penelitian 2, sampel 3 inkubasi 24 jam

Pengenceran	Replikasi	Pembacaan	Colony counter	CFUcalc	Promega colony counter	APD colony counter	@BactLAB
10 ⁻³	1	1	1	37	36	1	6
		2		41	39	1	6
		3		46	19	1	6
		4		44	35	1	6
		5		60	25	1	6
		6		58	34	1	6
		7		49	42	1	6
		8		60	44	1	6
		9		49	39	1	6
		10		40	40	1	6
	2	1	0	18	25	0	9
		2		21	28	0	9
		3		23	31	0	9
		4		21	31	0	9
		5		22	28	0	9
		6		18	34	0	9

Pengenceran	Replikasi	Pembacaan	Colony counter	CFUcalc	Promega colony couter	APD colony counter	@BactLAB
		7		29	10	0	9
		8		41	32	0	9
		9		31	34	0	9
		10		34	29	0	9
10 ⁻⁴	1	1	0	50	33	0	3
		2		36	22	0	3
		3		41	24	0	3
		4		26	32	0	3
		5		30	29	0	3
		6		39	35	0	3
		7		43	30	0	3
		8		35	35	0	3
		9		25	29	0	3
		10		38	28	0	3
	2	1	1	93	27	0	3
		2		63	32	0	3
		3		74	34	0	3
		4		76	32	0	3
		5		58	40	0	3
		6		71	36	0	3
		7		86	32	0	3
		8		73	36	0	3
		9		84	36	0	3
		10		78	27	0	3
10 ⁻⁵	1	1	0	32	34	0	1
		2		30	42	0	1
		3		26	33	0	1
		4		26	29	0	1
		5		55	32	0	1
		6		39	22	0	1
		7		30	33	0	1
		8		27	31	0	1
		9		27	33	0	1
		10		34	29	0	1
	2	1	0	42	9	0	3
		2		41	15	0	3
		3		54	12	0	3
		4		53	17	0	3
		5		49	7	0	3
		6		37	21	0	3
		7		37	15	0	3
		8		66	4	0	3
		9		42	13	0	3
		10		56	18	0	3
10 ⁻⁶	1	1	0	59	39	1	1
		2		77	36	1	1
		3		68	30	1	1
		4		96	39	1	1

Pengenceran	Replikasi	Pembacaan	Colony counter	CFUcalc	Promega colony counter	APD colony counter	@BactLAB	
		5		79	24	1	1	
		6		55	16	1	1	
		7		64	39	1	1	
		8		47	26	1	1	
		9		69	28	1	1	
		10		58	19	1	1	
	2	3	1	20	11	3	7	
			2	15	13	3	7	
			3	18	12	3	7	
			4	24	12	3	7	
			5	14	8	3	7	
			6	41	9	3	7	
			7	20	8	3	7	
			8	16	8	3	7	
			9	19	10	3	7	
			10	20	9	3	7	
	10 ⁻⁷	1	0	1	32	33	0	1
				2	31	26	0	1
				3	37	38	0	1
4				28	35	0	1	
5				44	31	0	1	
6				27	25	0	1	
7				27	24	0	1	
8				28	23	0	1	
9				51	25	0	1	
10				32	26	0	1	
2		0	1	21	29	0	1	
			2	15	22	0	1	
			3	28	23	0	1	
			4	23	21	0	1	
			5	20	23	0	1	
			6	17	25	0	1	
			7	13	26	0	1	
			8	19	20	0	1	
			9	14	15	0	1	
			10	11	22	0	1	

Lampiran 10 Penyajian data penelitian 2, sampel 1 inkubasi 48 jam

Pengenceran	Replikasi	Pembacaan	Colony counter	CFUcalc	Promega colony counter	APD colony counter	@BactLAB
10 ⁻³	1	1	>225	6	2	10	6
		2		0	7	10	6
		3		1	4	10	6
		4		0	2	10	6
		5		0	1	10	6
		6		1	4	18	6

Pengenceran	Replikasi	Pembacaan	Colony counter	CFUcalc	Promega colony couter	APD colony counter	@BactLAB	
		7		0	4	25	6	
		8		1	2	25	6	
		9		1	3	25	6	
		10		2	5	18	6	
		2	1	34	10	5	11	9
			2		8	1	13	9
			3		7	2	11	9
			4		5	3	13	9
			5		19	3	13	9
			6		4	4	13	9
			7		6	3	11	9
			8		3	2	13	9
			9		6	2	11	9
			10		4	2	11	9
10 ⁻⁴	1	1	>225	25	0	2	0	
		2		25	0	3	0	
		3		0	0	3	0	
		4		2	0	3	0	
		5		0	2	2	0	
		6		0	3	2	0	
		7		0	3	2	0	
		8		14	0	2	0	
		9		0	0	3	0	
		10		1	1	3	0	
		2	1	>225	43	1	2	1
			2		25	3	2	1
			3		0	4	2	1
			4		17	3	2	1
			5		0	2	2	1
			6		0	1	2	1
			7		0	0	2	1
			8		0	0	2	1
			9		0	0	2	1
			10		3	1	2	1
10 ⁻⁵	1	1	>225	1	3	0	1	
		2		42	3	0	1	
		3		20	8	0	1	
		4		26	2	0	1	
		5		14	1	0	1	
		6		3	2	0	1	
		7		23	2	0	1	
		8		8	2	0	1	
		9		21	9	0	1	
		10		29	5	0	1	
		2	1	0	50	37	4	2
			2		53	28	4	2
			3		42	30	4	2
			4		57	25	4	2

Pengenceran	Replikasi	Pembacaan	Colony counter	CFUcalc	Promega colony couter	APD colony counter	@BactLAB
		5		35	38	2	2
		6		62	22	2	2
		7		44	26	4	2
		8		56	22	4	2
		9		37	12	4	2
		10		41	14	4	2
10 ⁻⁶	1	1	0	25	5	0	0
		2		30	5	0	0
		3		32	7	0	0
		4		27	4	0	0
		5		13	7	0	0
		6		28	6	0	0
		7		15	5	0	0
		8		31	4	0	0
		9		8	2	0	0
		10		33	3	0	0
	2	1	0	32	28	0	1
		2		25	18	0	1
		3		31	21	0	1
		4		32	20	0	1
		5		26	14	0	1
		6		66	17	0	1
		7		33	13	0	1
		8		13	17	0	1
		9		32	13	0	1
		10		48	9	0	1
10 ⁻⁷	1	1	1	53	28	1	2
		2		47	32	1	2
		3		57	35	1	2
		4		60	33	1	2
		5		65	35	1	2
		6		63	26	1	2
		7		61	32	1	2
		8		71	38	1	2
		9		58	36	0	2
		10		64	28	0	2
	2	1	6	74	24	5	1
		2		59	19	9	1
		3		54	18	5	1
		4		37	30	5	1
		5		44	15	5	1
		6		38	20	6	1
		7		35	29	9	1
		8		43	15	9	1
		9		45	25	6	1
		10		45	21	6	1

Lampiran 11 Penyajian data penelitian 2, sampel 2 inkubasi 48 jam

Pengenceran	Replikasi	Pembacaan	Colony counter	CFUcalc	Promega colony counter	APD colony counter	@BactLAB
10 ⁻³	1	1	27	21	8	12	27
		2		19	3	17	27
		3		22	8	17	27
		4		22	5	17	27
		5		15	6	21	27
		6		18	3	21	27
		7		19	3	12	27
		8		20	6	21	27
		9		18	3	21	27
		10		19	6	12	27
	2	1	112	85	64	51	47
		2		89	57	46	47
		3		104	59	41	47
		4		108	61	47	47
		5		100	56	52	47
		6		111	55	41	47
		7		92	60	46	47
		8		96	59	46	47
		9		91	49	47	47
		10		98	56	47	47
10 ⁻⁴	1	1	12	13	7	6	3
		2		10	5	6	3
		3		10	6	10	3
		4		10	4	10	3
		5		13	4	10	3
		6		12	7	11	3
		7		13	3	6	3
		8		12	3	6	3
		9		9	5	6	3
		10		11	6	11	3
	2	1	36	76	18	34	7
		2		72	21	36	7
		3		83	17	34	7
		4		73	20	39	7
		5		66	19	36	7
		6		84	17	37	7
		7		64	21	37	7
		8		59	18	39	7
		9		66	19	37	7
		10		62	23	37	7
10 ⁻⁵	1	1	>225	0	2	0	0
		2		0	0	0	0
		3		0	1	0	0
		4		1	0	0	0
		5		1	0	0	0
		6		0	0	0	0

Pengenceran	Replikasi	Pembacaan	Colony counter	CFUcalc	Promega colony couter	APD colony counter	@BactLAB	
		7		2	0	0	0	
		8		0	0	0	0	
		9		11	0	0	0	
		10		15	0	0	0	
		2	1	73	37	34	72	17
			2		31	20	72	17
			3		51	31	73	17
			4		28	32	75	17
			5		40	15	73	17
			6		27	20	78	17
			7		32	24	78	17
			8		28	19	75	17
			9		40	21	78	17
			10		31	22	73	17
10 ⁻⁶	1	1	3	23	22	1	2	
		2		12	19	1	2	
		3		5	16	3	2	
		4		12	12	3	2	
		5		20	11	3	2	
		6		27	9	3	2	
		7		22	19	3	2	
		8		19	10	1	2	
		9		16	13	1	2	
		10		8	14	1	2	
		2	1	0	44	25	0	2
			2		43	6	0	2
			3		46	8	0	2
			4		56	10	0	2
			5		24	5	0	2
			6		8	7	0	2
			7		47	8	0	2
			8		42	7	0	2
			9		15	6	0	2
			10		56	10	0	2
10 ⁻⁷	1	1	0	33	7	0	0	
		2		50	10	0	0	
		3		43	8	0	0	
		4		39	5	0	0	
		5		34	6	0	0	
		6		35	4	0	0	
		7		33	5	0	0	
		8		51	4	0	0	
		9		37	6	0	0	
		10		31	7	0	0	
		2	1	2	32	7	2	2
			2		35	21	2	2
			3		33	15	2	2
			4		29	18	2	2

Pengenceran	Replikasi	Pembacaan	Colony counter	CFUcalc	Promega colony counter	APD colony counter	@BactLAB
		5		35	18	2	2
		6		25	16	2	2
		7		24	17	2	2
		8		34	17	2	2
		9		22	17	2	2
		10		33	16	2	2

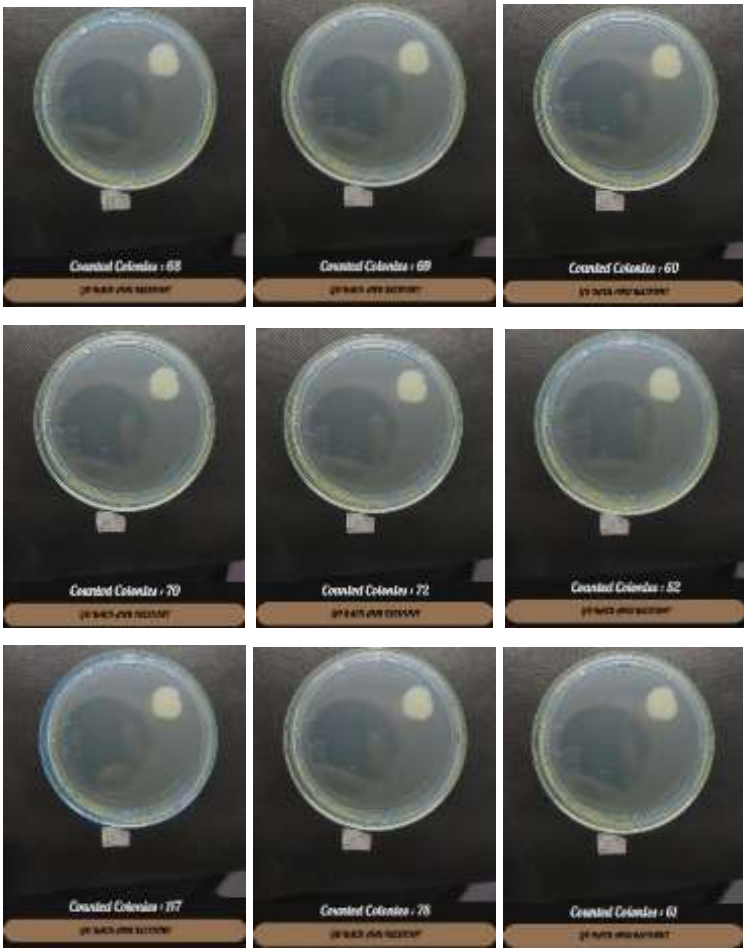
Lampiran 12 Penyajian data penelitian 2, sampel 3 inkubasi 48 jam












Pengenceran	Replikasi	Pembacaan	Colony counter	CFUcalc	Promega colony counter	APD colony counter	@BactLAB	
10 ⁻³	1	1	1	65	39	1	1	
		2		32	47	1	1	
		3		83	39	1	1	
		4		67	40	1	1	
		5		57	42	1	1	
		6		64	32	1	1	
		7		68	36	1	1	
		8		64	41	1	1	
		9		57	38	1	1	
		10		47	42	1	1	
	2		1	0	47	27	0	2
			2		35	28	0	2
			3		68	16	0	2
			4		42	23	0	2
			5		9	16	0	2
			6		34	15	0	2
			7		58	15	0	2
			8		42	14	0	2
			9		38	12	0	2
10				46	11	0	2	
10 ⁻⁴	1	1	1	44	19	1	6	
		2		46	18	1	6	
		3		52	23	1	6	
		4		43	26	1	6	
		5		48	31	1	6	
		6		32	25	1	6	
		7		48	28	1	6	
		8		36	25	1	6	
		9		36	22	1	6	
		10		31	27	1	6	
	2		1	1	88	37	6	1
			2		62	28	1	1
			3		78	45	1	1
			4		52	45	6	1
			5		48	36	1	1
			6		66	36	1	1














Pengenceran	Replikasi	Pembacaan	Colony counter	CFUcalc	Promega colony couter	APD colony counter	@BactLAB
		7		60	44	1	1
		8		61	40	6	1
		9		77	36	6	1
		10		72	31	1	1
10 ⁻⁵	1	1	0	66	36	0	0
		2		37	19	0	0
		3		27	18	0	0
		4		36	24	0	0
		5		46	17	0	0
		6		23	14	0	0
		7		29	21	0	0
		8		40	26	0	0
		9		45	20	0	0
		10		45	17	0	0
	2	1	0	42	19	0	0
		2		45	18	0	0
		3		25	13	0	0
		4		42	10	0	0
		5		42	16	0	0
		6		37	14	0	0
		7		30	16	0	0
		8		26	12	0	0
		9		27	14	0	0
		10		21	12	0	0
10 ⁻⁶	1	1	0	40	38	0	1
		2		58	32	0	1
		3		51	35	0	1
		4		43	20	0	1
		5		72	24	0	1
		6		59	23	0	1
		7		59	24	0	1
		8		44	30	0	1
		9		53	22	0	1
		10		65	26	0	1
	2	1	3	9	5	3	7
		2		8	2	3	7
		3		8	3	7	7
		4		10	5	7	7
		5		9	3	7	7
		6		7	5	7	7
		7		12	3	3	7
		8		7	4	3	7
		9		10	1	3	7
		10		10	4	3	7
10 ⁻⁷	1	1	0	34	23	0	3
		2		42	21	0	3
		3		35	15	0	3
		4		30	12	0	3














Pengenceran	Replikasi	Pembacaan	Colony counter	CFUcalc	Promega colony couter	APD colony counter	@BactLAB
		5		35	14	0	3
		6		50	17	0	3
		7		50	13	0	3
		8		54	7	0	3
		9		31	6	0	3
		10		39	11	0	3
	2	1	0	33	28	0	0
		2		30	24	0	0
		3		88	29	0	0
		4		44	29	0	0
		5		30	26	0	0
		6		62	39	0	0
		7		44	32	0	0
		8		42	26	0	0
		9		13	22	0	0
		10		33	31	0	0













Lampiran 13 Pembacaan oleh aplikasi CFUcalc



Cawan	Pembacaan CFUcalc
Pen 1, s1, 10-6 rep 1 (24 jam)	














Cawan	Pembacaan CFUcalc		
	 <p>Counted Colonies : 77</p>		
Pen 1, s2, 10-6 rep 2 (24 jam)	 <p>Counted Colonies : 82</p>	 <p>Counted Colonies : 77</p>	 <p>Counted Colonies : 75</p>
	 <p>Counted Colonies : 72</p>	 <p>Counted Colonies : 98</p>	 <p>Counted Colonies : 99</p>
	 <p>Counted Colonies : 117</p>	 <p>Counted Colonies : 97</p>	 <p>Counted Colonies : 87</p>
	 <p>Counted Colonies : 84</p>		














Cawan	Pembacaan CFUcalc		
Pen 2, s2, 10-3 rep 2 (24 jam)	 <p>Counted Colonies : 118 10⁶ 10⁵ 10⁴ 10³ 10² 10¹ 10⁰</p>	 <p>Counted Colonies : 119 10⁶ 10⁵ 10⁴ 10³ 10² 10¹ 10⁰</p>	 <p>Counted Colonies : 82 10⁶ 10⁵ 10⁴ 10³ 10² 10¹ 10⁰</p>
	 <p>Counted Colonies : 110 10⁶ 10⁵ 10⁴ 10³ 10² 10¹ 10⁰</p>	 <p>Counted Colonies : 127 10⁶ 10⁵ 10⁴ 10³ 10² 10¹ 10⁰</p>	 <p>Counted Colonies : 115 10⁶ 10⁵ 10⁴ 10³ 10² 10¹ 10⁰</p>
	 <p>Counted Colonies : 112 10⁶ 10⁵ 10⁴ 10³ 10² 10¹ 10⁰</p>	 <p>Counted Colonies : 122 10⁶ 10⁵ 10⁴ 10³ 10² 10¹ 10⁰</p>	 <p>Counted Colonies : 110 10⁶ 10⁵ 10⁴ 10³ 10² 10¹ 10⁰</p>
	 <p>Counted Colonies : 116 10⁶ 10⁵ 10⁴ 10³ 10² 10¹ 10⁰</p>		
Pen 2, s2, 10-4 rep 2 (24 jam)	 <p>Counted Colonies : 46 10⁶ 10⁵ 10⁴ 10³ 10² 10¹ 10⁰</p>	 <p>Counted Colonies : 42 10⁶ 10⁵ 10⁴ 10³ 10² 10¹ 10⁰</p>	 <p>Counted Colonies : 42 10⁶ 10⁵ 10⁴ 10³ 10² 10¹ 10⁰</p>














Cawan	Pembacaan CFUcalc		
	 <p>Counted Colonies : 50</p>	 <p>Counted Colonies : 40</p>	 <p>Counted Colonies : 15</p>
	 <p>Counted Colonies : 50</p>	 <p>Counted Colonies : 55</p>	 <p>Counted Colonies : 49</p>
	 <p>Counted Colonies : 54</p>		
Pen 2, s2, 10-5 rep 2 (24 jam)	 <p>Counted Colonies : 44</p>	 <p>Counted Colonies : 24</p>	 <p>Counted Colonies : 20</p>
	 <p>Counted Colonies : 29</p>	 <p>Counted Colonies : 20</p>	 <p>Counted Colonies : 25</p>












Cawan	Pembacaan CFUcalc		
	 <p>Counted Colonies : 25</p>	 <p>Counted Colonies : 79</p>	 <p>Counted Colonies : 88</p>
Pen 2, s2, 10-7 rep 2 (24 jam)	 <p>Counted Colonies : 27</p>	 <p>Counted Colonies : 85</p>	 <p>Counted Colonies : 74</p>
	 <p>Counted Colonies : 86</p>	 <p>Counted Colonies : 86</p>	 <p>Counted Colonies : 29</p>
	 <p>Counted Colonies : 79</p>	 <p>Counted Colonies : 79</p>	 <p>Counted Colonies : 88</p>











Cawan	Pembacaan CFUcalc		
	 <p>Counted Colonies : 01</p>		
Pen 2, s2, 10-3 rep 2 (48 jam)	 <p>Counted Colonies : 98</p> <p>Counted Colonies : 97</p> <p>Counted Colonies : 92</p> <p>Counted Colonies : 96</p> <p>Counted Colonies : 97</p> <p>Counted Colonies : 90</p> <p>Counted Colonies : 93</p> <p>Counted Colonies : 94</p> <p>Counted Colonies : 89</p> <p>Counted Colonies : 85</p>		

Cawan	Pembacaan CFUcalc		
Pen 2, s2, 10-4 rep 2 (48 jam)	 <p>Counted Colonies : 62</p>	 <p>Counted Colonies : 66</p>	 <p>Counted Colonies : 89</p>
	 <p>Counted Colonies : 60</p>	 <p>Counted Colonies : 84</p>	 <p>Counted Colonies : 66</p>
	 <p>Counted Colonies : 73</p>	 <p>Counted Colonies : 83</p>	 <p>Counted Colonies : 72</p>
	 <p>Counted Colonies : 76</p>		
Pen 2, s2, 10-5 rep 2 (48 jam)	 <p>Counted Colonies : 81</p>	 <p>Counted Colonies : 80</p>	 <p>Counted Colonies : 85</p>

Cawan	Pembacaan CFUcalc		
	 <p>Counted Colonies : 32</p>	 <p>Counted Colonies : 27</p>	 <p>Counted Colonies : 30</p>
	 <p>Counted Colonies : 28</p>	 <p>Counted Colonies : 31</p>	 <p>Counted Colonies : 33</p>
	 <p>Counted Colonies : 37</p>		
Pen 2, s2, 10-7 rep 2 (48 jam)	 <p>Counted Colonies : 22</p>	 <p>Counted Colonies : 33</p>	 <p>Counted Colonies : 34</p>
	 <p>Counted Colonies : 24</p>	 <p>Counted Colonies : 25</p>	 <p>Counted Colonies : 35</p>

Cawan	Pembacaan CFUcalc		
	 <p>Counted Colonies : 29</p>	 <p>Counted Colonies : 33</p>	 <p>Counted Colonies : 35</p>
<p>Pen 1, s3, 10-5 rep 2 (24 jam)</p>	 <p>Counted Colonies : 32</p>		
	 <p>Counted Colonies : 19</p>	 <p>Counted Colonies : 38</p>	 <p>Counted Colonies : 30</p>
	 <p>Counted Colonies : 22</p>	 <p>Counted Colonies : 26</p>	 <p>Counted Colonies : 24</p>
	 <p>Counted Colonies : 24</p>	 <p>Counted Colonies : 25</p>	 <p>Counted Colonies : 24</p>


Cawan	Pembacaan CFUcalc		
			
Pen 1, s3, 10-7 rep 1 (24 jam)			
			
			
			














Cawan	Pembacaan CFUcalc		
Pen 1, s3, 10-4 rep 1 (48 jam)	 Counted Colonies : 37	 Counted Colonies : 39	 Counted Colonies : 38
	 Counted Colonies : 56	 Counted Colonies : 56	 Counted Colonies : 26
	 Counted Colonies : 56	 Counted Colonies : 77	 Counted Colonies : 33
	 Counted Colonies : 50		













Keterangan :












- pen 1 : penelitian 1
- pen 2 : penelitian 2
- s1 : sampel 1
- s2 : sampel 2
- s3 : sampel 3
- rep 1 : replikasi 1
- rep 2 : replikasi 2


Lampiran 14 Pembacaan oleh aplikasi Promega Colony Counter














Cawan	Pembacaan Promega Colony Counter
<p>Pen 1, s1, 10-6 rep 1 (24 jam)</p>	
<p>Pen 1, s2, 10-6 rep 2 (24 jam)</p>	









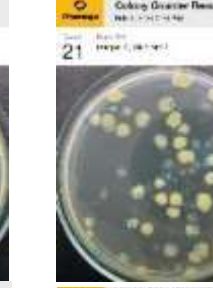


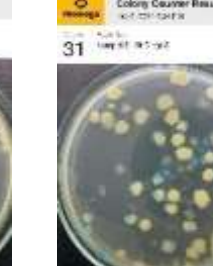
Cawan	Pembacaan Promega Colony Counter		
	 <p>Colony Counter Results Date: 24.03.2019 PM Count Plate No: 1 Sample: 2.12.6 rep 1 3</p>	 <p>Colony Counter Results Date: 24.03.2019 PM Count Plate No: 3 Sample: 2.12.6 rep 2 3</p>	 <p>Colony Counter Results Date: 24.03.2019 PM Count Plate No: 6 Sample: 2.12.6 rep 3 6</p>
	 <p>Colony Counter Results Date: 24.03.2019 PM Count Plate No: 3 Sample: 2.12.6 rep 2 3</p>	 <p>Colony Counter Results Date: 24.03.2019 PM Count Plate No: 3 Sample: 2.12.6 rep 2 3</p>	 <p>Colony Counter Results Date: 24.03.2019 PM Count Plate No: 2 Sample: 2.12.6 rep 2 2</p>
	 <p>Colony Counter Results Date: 24.03.2019 PM Count Plate No: 3 Sample: 2.12.6 rep 2 3</p>		
Pen 2, s2, 10-3 rep 2 (24 jam)	 <p>Colony Counter Results Date: 24.03.2019 PM Count Plate No: 97 Sample: 2.12.6 rep 2 97</p>	 <p>Colony Counter Results Date: 24.03.2019 PM Count Plate No: 83 Sample: 2.12.6 rep 2 83</p>	 <p>Colony Counter Results Date: 24.03.2019 PM Count Plate No: 80 Sample: 2.12.6 rep 2 80</p>
	 <p>Colony Counter Results Date: 24.03.2019 PM Count Plate No: 91 Sample: 2.12.6 rep 2 91</p>	 <p>Colony Counter Results Date: 24.03.2019 PM Count Plate No: 114 Sample: 2.12.6 rep 2 114</p>	 <p>Colony Counter Results Date: 24.03.2019 PM Count Plate No: 89 Sample: 2.12.6 rep 2 89</p>


Cawan	Pembacaan Promega Colony Counter		
	 <p>Colony Counter Results No. 100000000 Count: 89 Sample: 10-4 rep 2</p>	 <p>Colony Counter Results No. 100000000 Count: 98 Sample: 10-4 rep 1</p>	 <p>Colony Counter Results No. 100000000 Count: 98 Sample: 10-4 rep 2</p>
Pen 2, s2, 10-4 rep 2 (24 jam)	 <p>Colony Counter Results No. 100000000 Count: 15 Sample: 10-4 rep 2</p>  <p>Colony Counter Results No. 100000000 Count: 28 Sample: 10-4 rep 2</p>  <p>Colony Counter Results No. 100000000 Count: 38 Sample: 10-4 rep 2</p>	 <p>Colony Counter Results No. 100000000 Count: 19 Sample: 10-4 rep 2</p>  <p>Colony Counter Results No. 100000000 Count: 26 Sample: 10-4 rep 2</p>  <p>Colony Counter Results No. 100000000 Count: 24 Sample: 10-4 rep 2</p>	 <p>Colony Counter Results No. 100000000 Count: 20 Sample: 10-4 rep 2</p>  <p>Colony Counter Results No. 100000000 Count: 25 Sample: 10-4 rep 2</p>  <p>Colony Counter Results No. 100000000 Count: 23 Sample: 10-4 rep 2</p>














Cawan	Pembacaan Promega Colony Counter		
			
Pen 2, s2, 10-5 rep 2 (24 jam)			
			
			
			











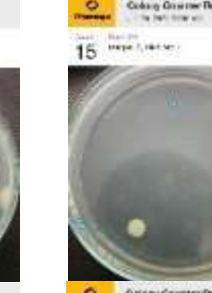

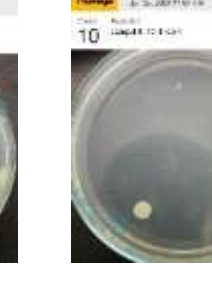
Cawan	Pembacaan Promega Colony Counter		
Pen 2, s2, 10-7 rep 2 (24 jam)	 <p>7</p>  <p>8</p>  <p>2</p>  <p>4</p>	 <p>4</p>  <p>4</p>  <p>8</p>	 <p>3</p>  <p>4</p>  <p>1</p>
Pen 2, s2, 10-3 rep 2 (48 jam)	 <p>56</p>	 <p>57</p>	 <p>59</p>

Cawan	Pembacaan Promega Colony Counter		
	 <p>Colony Counter Results 59</p>	 <p>Colony Counter Results 55</p>	 <p>Colony Counter Results 56</p>
	 <p>Colony Counter Results 49</p>	 <p>Colony Counter Results 64</p>	 <p>Colony Counter Results 60</p>
	 <p>Colony Counter Results 61</p>		
Pen 2, s2, 10-4 rep 2 (48 jam)	 <p>Colony Counter Results 17</p>	 <p>Colony Counter Results 21</p>	 <p>Colony Counter Results 18</p>
	 <p>Colony Counter Results 23</p>	 <p>Colony Counter Results 18</p>	 <p>Colony Counter Results 20</p>

Cawan	Pembacaan Promega Colony Counter		
	 <p>Colony Counter Results Date: 08/08/2024 Plate: 17 Sample: 2, 10-5 rep 2</p>	 <p>Colony Counter Results Date: 08/08/2024 Plate: 21 Sample: 2, 10-5 rep 2</p>	 <p>Colony Counter Results Date: 08/08/2024 Plate: 19 Sample: 2, 10-5 rep 2</p>
Pen 2, s2, 10-5 rep 2 (48 jam)	 <p>Colony Counter Results Date: 08/08/2024 Plate: 20 Sample: 2, 10-5 rep 2</p>	 <p>Colony Counter Results Date: 08/08/2024 Plate: 20 Sample: 2, 10-5 rep 2</p>	 <p>Colony Counter Results Date: 08/08/2024 Plate: 24 Sample: 2, 10-5 rep 2</p>
	 <p>Colony Counter Results Date: 08/08/2024 Plate: 22 Sample: 2, 10-5 rep 2</p>	 <p>Colony Counter Results Date: 08/08/2024 Plate: 34 Sample: 2, 10-5 rep 2</p>	 <p>Colony Counter Results Date: 08/08/2024 Plate: 21 Sample: 2, 10-5 rep 2</p>
	 <p>Colony Counter Results Date: 08/08/2024 Plate: 19 Sample: 2, 10-5 rep 2</p>	 <p>Colony Counter Results Date: 08/08/2024 Plate: 15 Sample: 2, 10-5 rep 2</p>	 <p>Colony Counter Results Date: 08/08/2024 Plate: 31 Sample: 2, 10-5 rep 2</p>

Cawan	Pembacaan Promega Colony Counter		
			
Pen 2, s2, 10-7 rep 2 (48 jam)			
			
			
			
Pen 1, s3, 10-5 rep 2 (24 jam)			

Cawan	Pembacaan Promega Colony Counter		
	 <p>Colony Counter Results 1611120100101 5 Date: 17/10/2019 Time: 10:00:00</p>	 <p>Colony Counter Results 1611120100101 7 Date: 17/10/2019 Time: 10:00:00</p>	 <p>Colony Counter Results 1611120100101 5 Date: 17/10/2019 Time: 10:00:00</p>
	 <p>Colony Counter Results 1611120100101 12 Date: 17/10/2019 Time: 10:00:00</p>	 <p>Colony Counter Results 1611120100101 10 Date: 17/10/2019 Time: 10:00:00</p>	 <p>Colony Counter Results 1611120100101 8 Date: 17/10/2019 Time: 10:00:00</p>
	 <p>Colony Counter Results 1611120100101 6 Date: 17/10/2019 Time: 10:00:00</p>		
Pen 1, s3, 10-7 rep 1 (24 jam)	 <p>Colony Counter Results 1611120100101 18 Date: 17/10/2019 Time: 10:00:00</p>	 <p>Colony Counter Results 1611120100101 17 Date: 17/10/2019 Time: 10:00:00</p>	 <p>Colony Counter Results 1611120100101 20 Date: 17/10/2019 Time: 10:00:00</p>
	 <p>Colony Counter Results 1611120100101 23 Date: 17/10/2019 Time: 10:00:00</p>	 <p>Colony Counter Results 1611120100101 24 Date: 17/10/2019 Time: 10:00:00</p>	 <p>Colony Counter Results 1611120100101 22 Date: 17/10/2019 Time: 10:00:00</p>

Cawan	Pembacaan Promega Colony Counter		
	 <p>Promega Colony Counter Results No. 7.000.000.000 Count: 20 Name: [unreadable] Date: [unreadable]</p>	 <p>Promega Colony Counter Results No. 7.000.000.000 Count: 18 Name: [unreadable] Date: [unreadable]</p>	 <p>Promega Colony Counter Results No. 7.000.000.000 Count: 18 Name: [unreadable] Date: [unreadable]</p>
Pen 1, s3, 10-4 rep 1 (48 jam)	 <p>Promega Colony Counter Results No. 25.000.000.000 Count: 30 Name: [unreadable] Date: [unreadable]</p>  <p>Promega Colony Counter Results No. 25.000.000.000 Count: 11 Name: [unreadable] Date: [unreadable]</p>  <p>Promega Colony Counter Results No. 25.000.000.000 Count: 21 Name: [unreadable] Date: [unreadable]</p>  <p>Promega Colony Counter Results No. 25.000.000.000 Count: 17 Name: [unreadable] Date: [unreadable]</p>	 <p>Promega Colony Counter Results No. 25.000.000.000 Count: 31 Name: [unreadable] Date: [unreadable]</p>  <p>Promega Colony Counter Results No. 25.000.000.000 Count: 12 Name: [unreadable] Date: [unreadable]</p>  <p>Promega Colony Counter Results No. 25.000.000.000 Count: 35 Name: [unreadable] Date: [unreadable]</p>	 <p>Promega Colony Counter Results No. 25.000.000.000 Count: 15 Name: [unreadable] Date: [unreadable]</p>  <p>Promega Colony Counter Results No. 25.000.000.000 Count: 33 Name: [unreadable] Date: [unreadable]</p>  <p>Promega Colony Counter Results No. 25.000.000.000 Count: 10 Name: [unreadable] Date: [unreadable]</p>

Keterangan :

pen 1 : penelitian 1

pen 2 : penelitian 2

s1 : sampel 1


s2 : sampel 2



s3 : sampel 3
















rep 1 : replikasi 1








































rep 2 : replikasi 2




















Lampiran 15 Pembacaan oleh aplikasi APD Colony Counter


















Cawan	Pembacaan APD Colony Counterr
Pen 1, s1, 10-6 rep 1 (24 jam)	














Cawan	Pembacaan APD <i>Colony Counterr</i>		
			
Pen 1, s2, 10-6 rep 2 (24 jam)			






















Cawan	Pembacaan APD <i>Colony Counter</i>		
Pen 2, s2, 10-3 rep 2 (24 jam)			
			
			
			
			
Pen 2, s2, 10-4 rep 2 (24 jam)			
			



Cawan	Pembacaan APD Colony Counterr		
			
			
			
			
			
			
<p data-bbox="300 1151 596 1245">Pen 2, s2, 10-5 rep 2 (24 jam)</p>			
			
			
			
			
			
			


















Cawan	Pembacaan APD <i>Colony Counter</i>		
			
Pen 2, s2, 10-7 rep 2 (24 jam)			
			
			
			
			
			
			
			

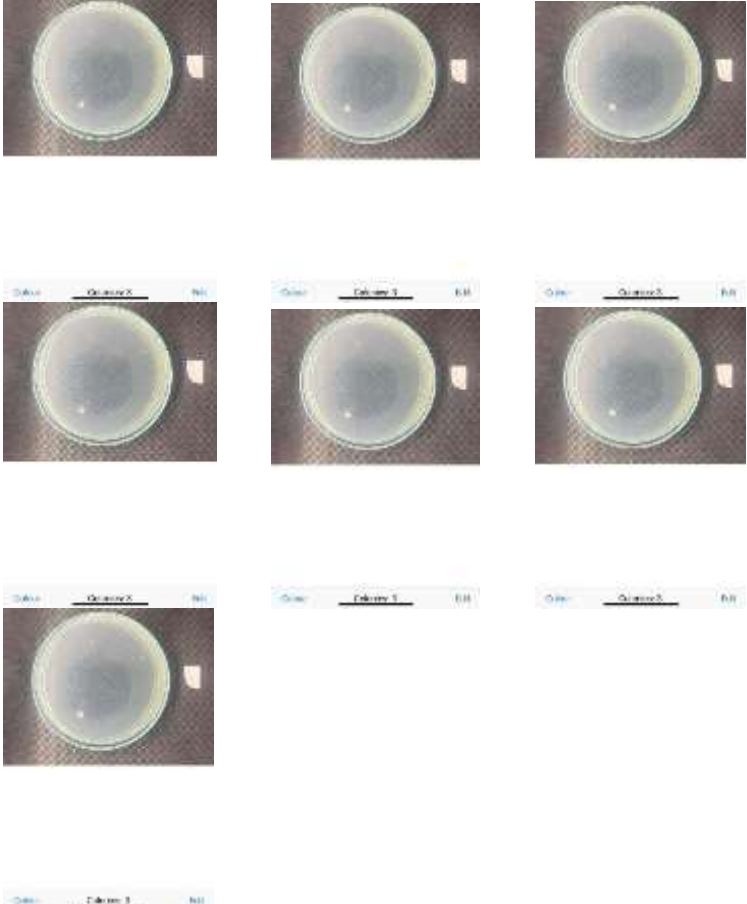
Cawan	Pembacaan APD Colony Counter		
Pen 2, s2, 10-3 rep 2 (48 jam)			
			
			
			
			
Pen 2, s2, 10-4 rep 2 (48 jam)			
			

Cawan	Pembacaan APD Colony Counterr		
			
			
			
Pen 2, s2, 10-5 rep 2 (48 jam)			
			

Cawan	Pembacaan APD Colony Counterr		
			
Pen 2, s2, 10-7 rep 2 (48 jam)			
			
			
			
			
			

Cawan	Pembacaan APD <i>Colony Counter</i>
	
<p>Pen 1, s3, 10-5 rep 2 (24 jam)</p>	

Cawan	Pembacaan APD <i>Colony Counterr</i>		
Pen 1, s3, 10-7 rep 1 (24 jam)			
			
			
			
			
Pen 1, s3, 10-4 rep 1 (48 jam)			
			

Cawan	Pembacaan APD <i>Colony Counter</i>
	

Keterangan :

pen 1 : penelitian 1

pen 2 : penelitian 2

s1 : sampel 1


s2 : sampel 2



s3 : sampel 3



rep 1 : replikasi 1



rep 2 : replikasi 2



Lampiran 16 Pembacaan oleh aplikasi @BactLAB



Cawan	Pembacaan @BactLAB
Pen 1, s1, 10-6 rep 1 (24 jam)	 <p>The screenshot shows the @BactLAB application interface. At the top, the time is 05:37. Below the status bar is a blue header with a back arrow and the text 'Blue 8'. The main content area features a photograph of a petri dish with a yellowish-green agar surface. Below the image, there are several data fields: 'ANALYSIS DATE' with the value 'January 24, 2024 at 9:27:08 PM', 'ITEM NAME' with the value 'CF', and 'NUMBER OF CPU' with the value 'Blue 8'. A 'COMMENT' field contains the text 'sampel 1, 10-6 rep 1'. At the bottom, there is a navigation bar with icons for 'History', 'Photo', 'Upload', and 'Settings'.</p>



Cawan	Pembacaan @BactLAB
Pen 1, s2, 10-6 rep 2 (24 jam)	
Pen 2, s2, 10-3 rep 2 (24 jam)	

Cawan	Pembacaan @BactLAB
<p>Pen 2, s2, 10-4 rep 2 (24 jam)</p>	
<p>Pen 2, s2, 10-5 rep 2 (24 jam)</p>	

Cawan	Pembacaan @BactLAB
Pen 2, s2, 10-7 rep 2 (24 jam)	
Pen 2, s2, 10-3 rep 2 (48 jam)	

Cawan	Pembacaan @BactLAB
<p>Pen 2, s2, 10-4 rep 2 (48 jam)</p>	
<p>Pen 2, s2, 10-5 rep 2 (48 jam)</p>	

Cawan	Pembacaan @BactLAB
<p>Pen 2, s2, 10-7 rep 2 (48 jam)</p>	 <p>07:29</p> <p>Back Blue 2</p> <p>ANALYSIS DATE March 20, 2024 at 11:22:17 PM</p> <p>ITEM NAME CF</p> <p>NUMBER OF CFU Blue 2</p> <p>COMMENT sampel 2, p2 48 jam 10-7 rep 2</p> <p>History Photo Uploads Settings</p>
<p>Pen 1, s3, 10-5 rep 2 (24 jam)</p>	 <p>06:38</p> <p>Back Blue 17</p> <p>ANALYSIS DATE January 24, 2024 at 9:05:28 PM</p> <p>ITEM NAME CF</p> <p>NUMBER OF CFU Blue 17</p> <p>COMMENT sampel 3, 10-5 rep 2</p> <p>History Photo Uploads Settings</p>

Cawan	Pembacaan @BactLAB
Pen 1, s3, 10-7 rep 1 (24 jam)	 <p>05:39</p> <p>Back Blue 26</p> <p>ANALYSIS DATE January 24, 2024 at 9:15:27 PM</p> <p>ITEM NAME CF</p> <p>NUMBER OF CFU Blue 26</p> <p>COMMENT sampel 3, 10-7 rep 1</p> <p>History Photo Upload Settings</p>
Pen 1, s3, 10-4 rep 1 (48 jam)	 <p>07:34</p> <p>Back Blue 4</p> <p>ANALYSIS DATE January 28, 2024 at 10:44:55 PM</p> <p>ITEM NAME CF</p> <p>NUMBER OF CFU Blue 4</p> <p>COMMENT sampel 3, 10-4 rep 1</p> <p>History Photo Upload Settings</p>

Keterangan :

pen 1 : penelitian 1

pen 2 : penelitian 2

s1 : sampel 1

s2 : sampel 2

s3 : sampel 3

rep 1 : replikasi 1

rep 2 : replikasi 2

Lampiran 17 Nilai rata-rata pembacaan masing-masing cawan

Manual counting	CFUcalc	Promega Colony Counter	APD Colony Counter	@BactLAB
10	72,4	7	7,9	8
5	87,6	17	4	10
47	111,8	92,4	111,9	4
33	46,5	23,9	27,8	2
71	24,5	33,9	73,4	5
1	18,9	4,3	1	9
112	97,4	57,6	46,4	47
36	70,5	19,3	36,6	7
73	34,5	23,8	74,7	17
2	30,2	16,2	2	2
5	23,6	7,3	5,9	17
21	103	19,8	16,6	26
3	59	21,5	3	4

Lampiran 18 Nilai %RSD masing-masing cawan

Data	Rata-rata %RSD CFUcalc	Rata-rata Promega Colony Counter	%RSD Colony	Rata-rata APD Colony Counter	Rata-rata %RSD @BactLAB
1	24,26	61,72		16,28	0
2	16,30	120,39		0	0
3	23,81	30,32		5,35	0
4	23,22	12,32		5,81	0
5	31,91	45,79		12,17	0
6	8,26	10,65		2,901	0
7	11,48	23,70		11,60	0
8	31,74	13,003		6,13	0
9	33,13	50,29		0	0

10	8,68	7,04	7,61	0
11	12,18	10,08	4,67	0
12	21,83	26,70	3,34	0
13	16,13	22,31	0	0
Rata-rata	20,23	33,41	5,83	0